

## Enclosure air conditioner KG 4315-230V Recessed



### Product Features

<b>Brand Name:</b>	SoliTherm ComPact
<b>Order Number:</b>	43150081
<b>Color:</b>	RAL 7035
<b>Housing Material:</b>	Mild steel, powder coated
<b>Ingress protection:</b>	Type 12
<b>Approvals:</b>	CE, cURus, cULus
<b>UL File Nummer:</b>	cURus (SA32278), cULus (E498756)

<b>Accessories:</b>	<a href="#">Fibre filter media_</a>	
	<a href="#">Aluminium Filter</a>	
	<a href="#">Filter holder</a>	

<b>Taric Code:</b>	84158200
--------------------	----------

## Technical data KG 4315-230V Recessed

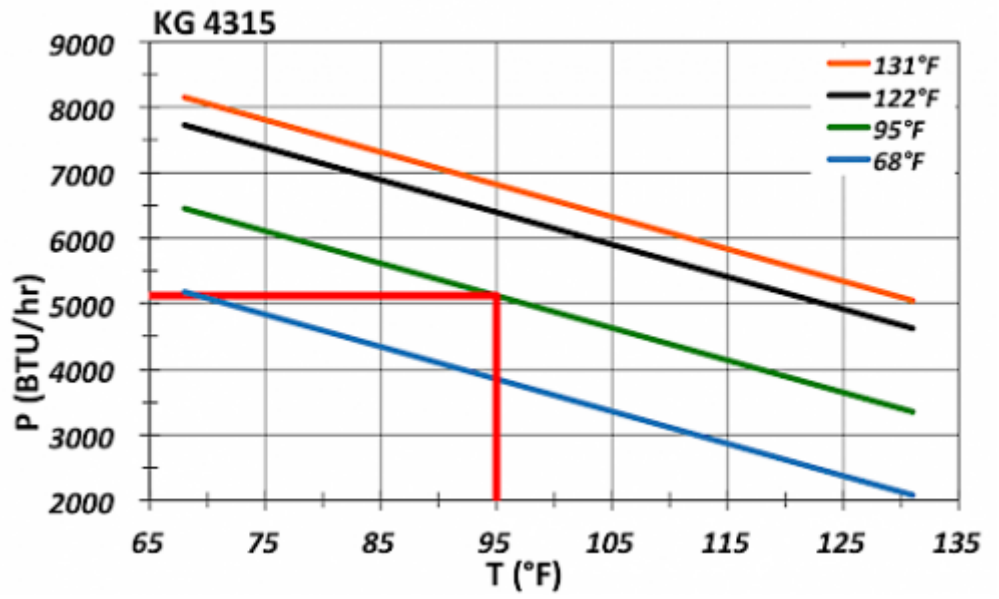
<b>Cooling capacity 95F/95F:</b>	5560 BTU
<b>Cooling capacity 95F/122F:</b>	4500 BTU
<b>Compressor:</b>	Reciprocating compressor
<b>Refrigerant / GWP:</b>	R134a / 1430
<b>Refrigerant charge:</b>	420 g / 15 oz
<b>High / low pressure:</b>	25.5 / 6 bar 370 / 88 psig
<b>Temperature range:</b>	68°F - 131°F
<b>Air volume flow (system / unimpeded):</b>	Ambient air circuit: 280 / 500 cfm Cabinet air circuit: 225 / 324 cfm
<b>Mounting:</b>	Recessed
<b>Dimension H x W x D:</b>	41 x 17.8 x 10.6 inch
<b>Weight:</b>	87 lbs.
<b>Cut out dimensions:</b>	15.5 x 36.8 inch
<b>Voltage / Frequency:</b>	230 V ~ 50/60 Hz
<b>Nominal current:</b>	4.6 A @ 50 Hz 5.1 A @ 60 Hz
<b>Starting current:</b>	21.2 A
<b>Max. current:</b>	5.6 A
<b>Nominal power:</b>	800 W @ 50 Hz 920 W @ 60 Hz
<b>Max. power:</b>	1.17 kW
<b>Fuse:</b>	10 A (T)
<b>Connection:</b>	Connection terminal block

Please click on the graphics to download.

More CAD drawings can be found under [Product Download](#).

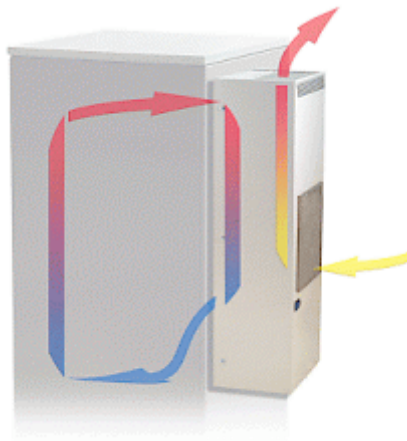
> [Overview product group Enclosure air conditioners - ComPact Line](#)

**Performance Graph:**




click image to enlarge

**Air flow:**



click image to enlarge

**Cut out dimensions:**



click image to enlarge