

Thermal Management


SoliTherm

Enclosure Air Conditioning



Cooling units Indoor & Peltier
Outdoor | NEMA / Type 4X
19" Rack cooling | Accessories

2020



Seifert Systems has more than 50 years experience and expertise within the industrial thermal management environment. We ventilate, cool, dehumidify, heat, control and illuminate enclosures and control panels for the automation industry, telecommunications, the medical sector as well as for challenging environments like the food processing and car manufacturing industry.

Our product portfolio includes a comprehensive range of Indoor and Outdoor enclosure cooling units, thermoelectric cooling units, air/air and air/water heat exchangers, chillers, cabinet heaters, a variety of high performance filter fans, thermostats and hygrometers as well as LED enclosure lighting.

All Seifert products are designed and manufactured to meet international standards and the company is quality certified to ISO 9001:2015 and ISO 14001:2015.


We are your professional partner for all your thermal management needs.

Table of Contents

Page

SlimLine Pro & Vario cooling units	6 - 15
SlimLine Indoor cooling units	16 - 23
Top Mount & 19" Rack cooling units	24 - 27
ComPact Indoor cooling units	28 - 37
Outdoor & UL Type 4X cooling units	38 - 47
Thermoelectric / Peltier cooling units	48 - 53
Accessories	54
Other Seifert Products	55

Technical rights reserved.

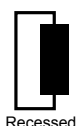



	Model	Cooling capacity	Operating voltage (V)						Mounting				Dimensions (H x W x D) mm	Page
			230	120	400/460	12	24	48	Ext.	Rec.	Top	19"		
SlimLine Pro	KG 8503	350 W	•	•					•	•			600 x 250 x 135	6
	KG 8505	550 W	•	•					•	•			370 x 520 x 155	6
	KG 8506	670 W	•	•					•	•			600 x 250 x 135	6
	KG 8508	825 W	•	•					•	•			950 x 305 x 210	8
	KG 8512	1.2 kW	•	•	•				•	•			950 x 305 x 210	8
	KG 8412	1.5 kW	•	•	•				•	•			950 x 395 x 250	8
	KG 8515	1.5 kW	•	•	•				•	•			1,350 x 395 x 210	10
	KG 8520	2.0 kW	•	•	•				•	•			1,350 x 395 x 210	10
	KG 8525	2.5 kW	•	•	•				•	•			1,350 x 395 x 210	12
	KG 8540	4.0 kW	•		•				•	•			1,550 x 455 x 270	12
KG 8562	6.2 kW			•				•	•			1,630 x 455 x 270	12	
Vario	KG 8625	2.5 kW	•	•					•	•			1,350 x 395 x 210	14
SlimLine	KG 4266	320 W	•	•					•	•			520 x 270 x 110	16
	KG 4267	400 W	•	•					•	•			340 x 520 x 110	16
	KG 4268	400 W	•	•					•	•			520 x 320 x 110	18
	KG 4269	500 W	•	•					•	•			600 x 320 x 110	18
	KG 4270	600 W	•	•	•				•	•			810 x 395 x 145	20
	KG 4271	820 W	•	•	•				•	•			980 x 395 x 145	20
	KG 4272	1.1 kW	•	•	•				•	•			1,250 x 395 x 145	22
	KG 4274	1.5 kW	•	•	•				•	•			1,550 x 395 x 145	22
Top / 19" Rack	KG 4482	450 W	•	•							•		230 x 330 x 430	24
	KG 4555	1.1 kW	•	•	•						•		400 x 400 x 600	24
	KG 4533	550 W	•									•	5U (222) x 483 x 549	26
	KG 4534	850 W	•									•	6U (266) x 483 x 549	26
	KG 4535	900 W	•	•								•	6U (266) x 483 x 565	26
Compact Indoor	KG 4304	320 W	•	•	•				•				500 x 280 x 200	28
	KG 4305	550 W	•	•	•				•	•			650 x 315 x 260	28
	KG 4308	750 W	•	•	•				•	•			650 x 315 x 260	30
	KG 4309	850 W	•	•	•				•	•			650 x 315 x 260	30
	KG 4310	1.0 kW	•	•	•				•	•			650 x 315 x 260	32
	KG 4315	1.5 kW	•	•	•				•	•			980 x 395 x 260	32
	KG 4320	2.0 kW	•	•	•				•	•			980 x 395 x 260	34
	KG 4325	2.5 kW	•	•	•				•	•			1,230 x 500 x 340	34
	KG 4330	3.0 kW	•	•	•				•	•			1,230 x 500 x 340	36
	KG 4340	4.0 kW	•		•				•	•			1,230 x 500 x 340	36
Outdoor / Type 4X	OC 5704	290 W	•	•					•				480 x 250 x 190	38
	OC 5705	550 W	•	•	•				•				830 x 304 x 270	38
	OC 5708	750 W	•	•	•				•				830 x 304 x 270	40
	OC 5709	850 W	•	•	•				•				830 x 304 x 270	40
	OC 5710	1.0 kW	•	•	•				•				900 x 304 x 270	42
	OC 5715	1.5 kW	•	•	•				•				1,150 x 395 x 270	42
	OC 5720	2.0 kW	•	•	•				•				1,150 x 395 x 270	44
	OC 5726	2.5 kW	•	•	•				•				1,550 x 457 x 355	44
	OC 5731	3.0 kW	•	•	•				•				1,550 x 457 x 355	46
	OC 5741	4.0 kW	•		•				•				1,550 x 457 x 355	46
	OC 8762	6.2 kW			•				•				1,135 x 455 x 390	46
Thermoelectric / Peltier	TG 3030	30 W				•			•	•			110 x 154 x 128	48
	TG 3050	50 W					•		•	•			206 x 154 x 135	48
	TG 3102	100 W					•		•	•			200 x 304 x 138	48
	TG 6105	100 W	•	•					•	•			280 x 350 x 165	48
	TG 3152	150 W					•		•	•			500 x 188 x 174	50
	TG 6155	150 W	•	•					•	•			500 x 330 x 200	50
	TG 3200	200 W					•		•	•			500 x 188 x 174	50
	TG 6205	200 W	•	•					•	•			500 x 330 x 200	50
	TG 3200	250 W						•	•	•			500 x 180 x 174	50
	TG 6405	400 W	•	•					•	•			600 x 432 x 207.5	52
	TG 6805	800 W	•	•					•	•			972 x 514 x 211	52

KG 8503
KG 8505
KG 8506

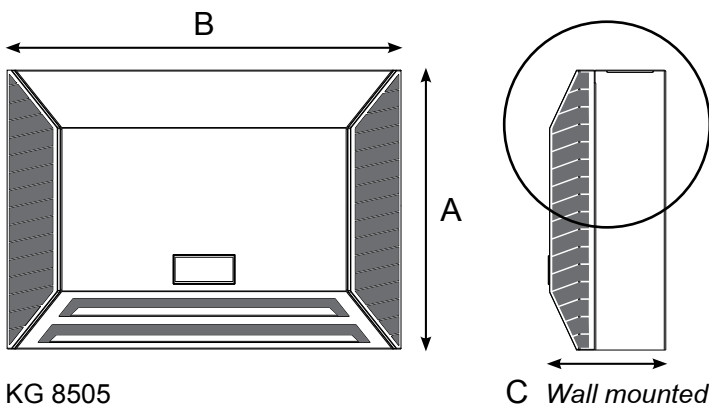
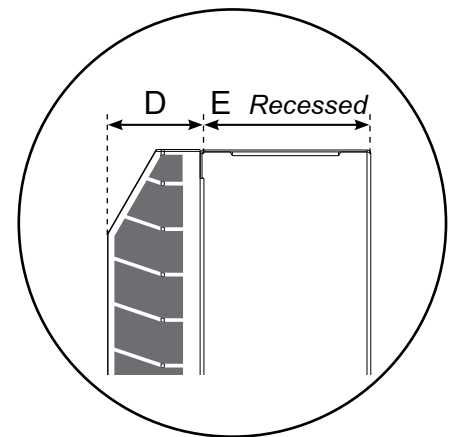
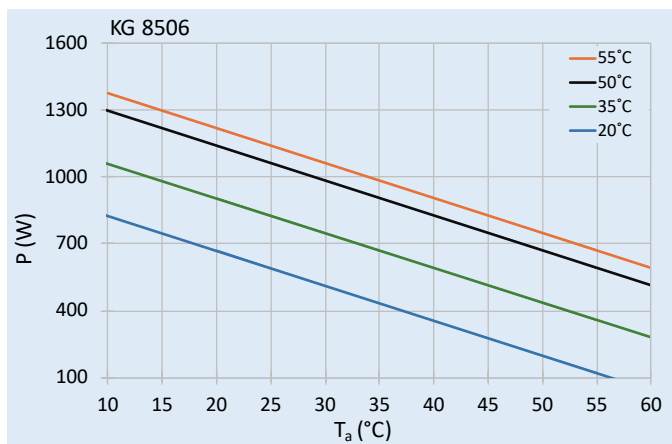
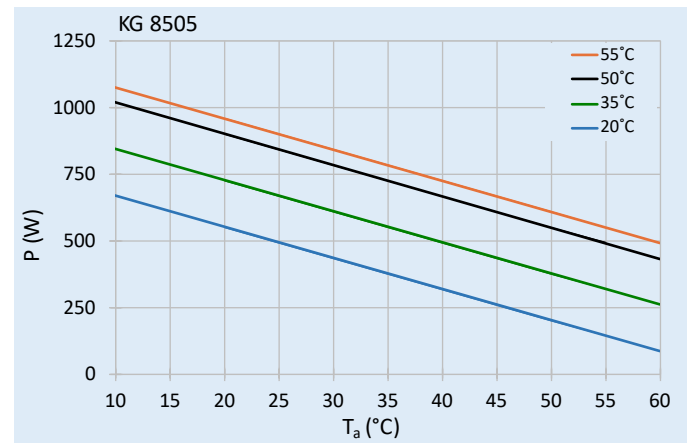
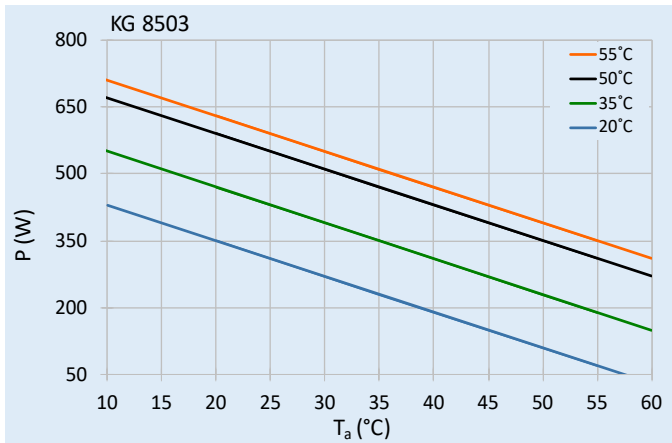


- Cooling capacities: 350 W, 550 W and 670 W
- Micro channel condenser allows a significant reduction of refrigerant charge, resulting in a lower CO₂ equivalent
- Built in electrical condensate evaporation
- Enhanced protection class of IP 56 / UL Type 4 or 4X with stainless steel housing
- Extended temperature range +10°C - +60°C
- Suitable for US enclosures 10"

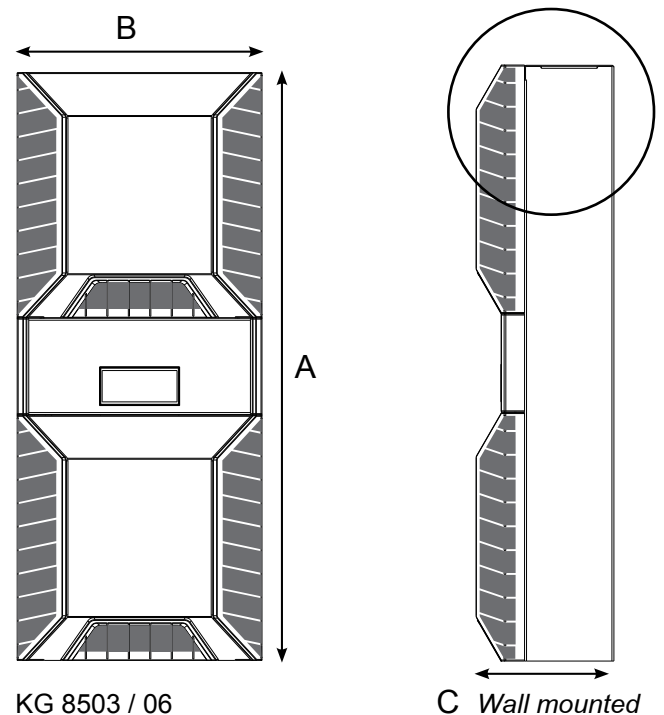


Model	KG 8503-230V	KG 8503-120V	KG 8505-230V	KG 8505-120V	KG 8506-230V	KG 8506-120V
Order number	850300001	850310001	850500001	850510001	850600001	850610001
Order number stainless steel 304 (V2A)	85XX00S62					
Cooling capacity L35L35	350 W @ 50 Hz 350 W @ 60 Hz	350 W @ 60 Hz	550 W @ 50 Hz 550 W @ 60 Hz	500 W @ 60 Hz	670 W @ 50 Hz 680 W @ 60 Hz	670 W @ 60 Hz
Cooling capacity L35L50	230 W @ 50 Hz 230 W @ 60 Hz	230 W @ 60 Hz	375 W @ 50 Hz 375 W @ 60 Hz	375 W @ 60 Hz	435 W @ 50 Hz 450 W @ 60 Hz	435 W @ 60 Hz
Compressor type	Rotary piston compressor					
Operating temperature range	+10°C - +60°C ¹⁾					
Setting range	+25°C - +50°C					
System air flow ambient / cabinet	130 / 70 m ³ /h				200 / 122 m ³ /h	
Unimpeded air flow ambient / cabinet	408 / 180 m ³ /h				408 / 180 m ³ /h	
Mounting	Wall mounted / recessed					
Dimensions A x B x C (D+E)	600 x 250 x 135 (45+90) mm		370 x 520 x 155 (60+95) mm		600 x 250 x 135 (45+90) mm	
Housing material / colour	Mild steel, powder coated, RAL 7035					
Weight	13.7 kg		15.9 kg		14 kg	
ELECTRICAL DATA						
Voltage / Frequency	230 V ~ 50/60 Hz	120 V ~ 60 Hz	230 V ~ 50/60 Hz	120 V ~ 60 Hz	230 V ~ 50/60 Hz	120 V ~ 60 Hz
Current L35L35	1 A	2.1 A	2.1 A	3.6 A	2.1 A	3.6 A
Starting current	3.5 A	7.5 A	6 A	13 A	6 A	13 A
Max. current	1.2 A	2.6 A	2.7 A	4.8 A	2.6 A	4.8 A
Nominal power L35L35	200 W		430 W	440 W	450 W	330 W
Max. power	300 W		575 W	580 W	600 W	500 W
Fuse rating	2.5 A (T)	5 A (T)	5 A (T)	8 A (T)	4.5 A (T)	8 A (T)
Connection	5 - pole terminal for signals, 4 - pole terminal for power					
Ingress protection	IP 56 / Type 12, 3, 3R, 4, 4X					
Certification	CE, cURus, cULus					
¹⁾ Operating temperature range according to UL qualification +10°C - +55°C						
For filtermedia, air flow duct and door switch please refer to page 54						

Performance graphs



KG 8505

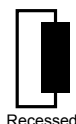



KG 8503 / 06

KG 8508
KG 8512
KG 8412



- Only one enclosure cutout for 3 different cooling capacities: 825 W, 1.2 kW and 1.5 kW
- Micro channel condenser allows a significant reduction of refrigerant charge, resulting in a lower CO₂ equivalent
- Built in electrical condensate evaporation
- Enhanced protection class of IP 56 / UL Type 4 or 4X with stainless steel housing
- Extended temperature range +10°C - +60°C
- Suitable for US enclosures 12"

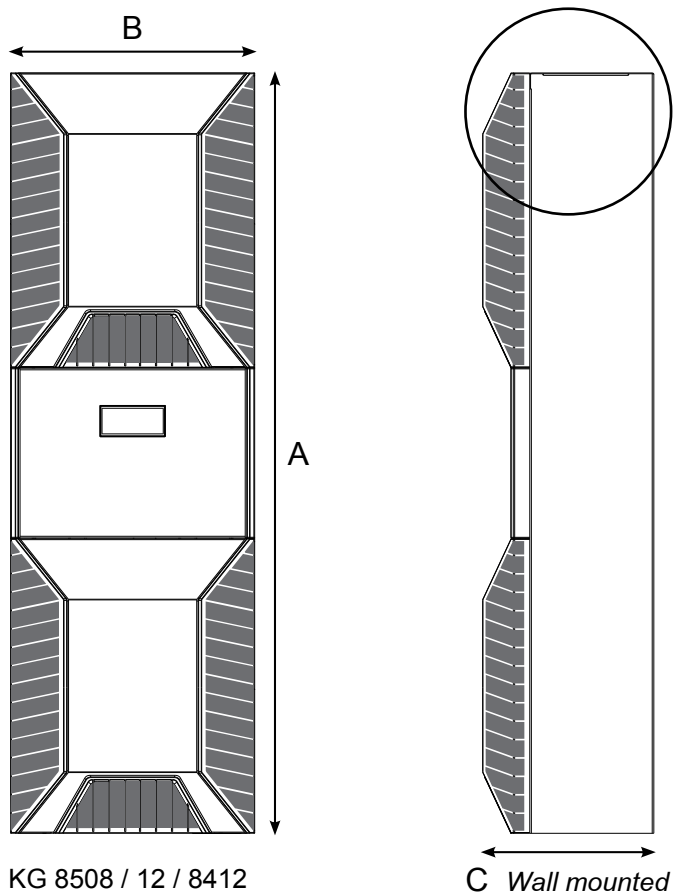
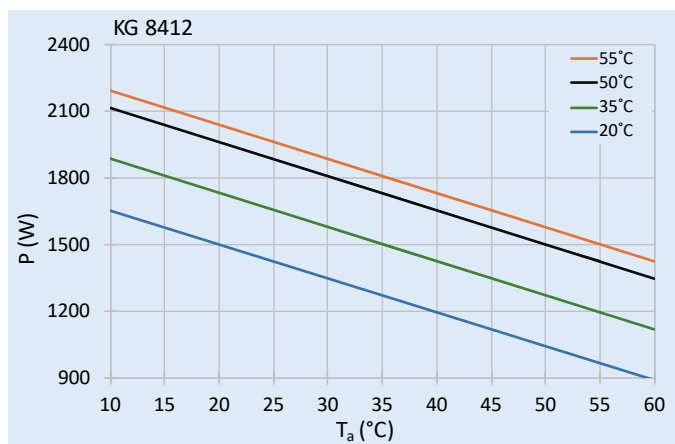
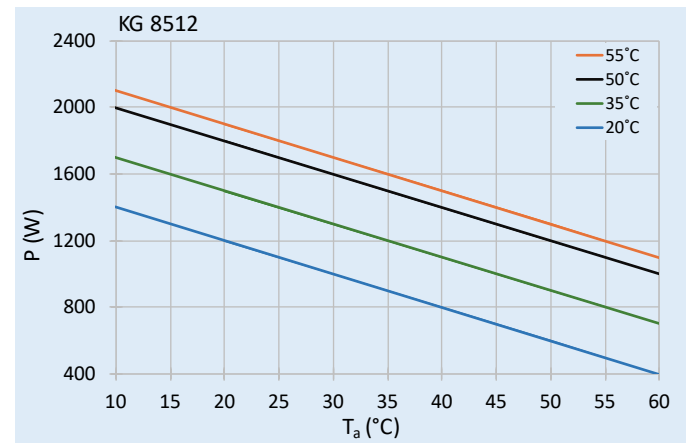
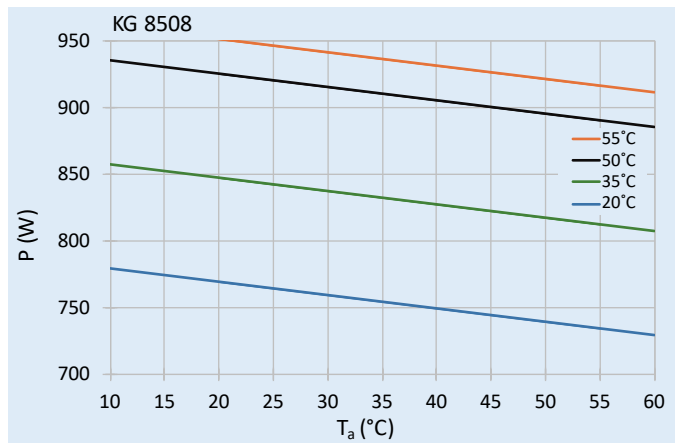


Model	KG 8508-230	KG 8508-120	KG 8508-400	KG 8512-230	KG 8512-120	KG 8512-400	KG 8412-230	KG 8412-120	KG 8412-400
Order number	850800001	850810001	850820001	851200001	851210001	851220001	841200001	841210001	841220001
Order no. stainless steel 304	85XX00S62 / 84XX00S62								
Cooling capacity L35L35	825 W @ 50 Hz		1.20 kW @ 50 Hz		1.20 kW @ 50 Hz		1.50 kW @ 50 Hz		
	870 W @ 60 Hz		1.20 kW @ 60 Hz		1.26 kW @ 60 Hz		1.55 kW @ 60 Hz		
Cooling capacity L35L50	820 W @ 50 Hz		900 W @ 50 Hz		900 W @ 50 Hz		1.27 kW @ 50 Hz		
	835 W @ 60 Hz		900 W @ 60 Hz		1.0 kW @ 60 Hz		1.33 kW @ 60 Hz		
Compressor type	Rotary piston compressor								
Operating temperature range	+10°C - +60°C ¹⁾			+10°C - +60°C					
Setting range	+20°C - +50°C								
System air flow amb. / cabinet	370 / 350 m ³ /h		300 / 350 m ³ /h		370 / 350 m ³ /h		550 / 350 m ³ /h		
Unimpeded air flow	650 / 550 m ³ /h		550 / 550 m ³ /h		550 / 550 m ³ /h		850 / 850 m ³ /h		
Mounting	wall mounted / recessed								
Dimensions A x B x C (D+E)	950 x 305 x 210 (55+155) mm						950 x 395 x 250 (55+195) mm		
Housing material / colour	Mild steel, powder coated, RAL 7035								
Weight	25.2 kg	30 kg		30 kg	35 kg	33 kg	38.5 kg	43.5 kg	40 kg
ELECTRICAL DATA									
Voltage	230 V ~	120 V ~	400 / 460 V	230 V ~	120 V ~	380-415 V 50 Hz 3~	230 V ~	120 V ~	380-415 V 50 Hz 3~
Frequency	50/60 Hz	60 Hz	50/60 Hz 2~	50/60 Hz	60 Hz	400-460 V 60 Hz 3~	50/60 Hz	60 Hz	400-460 V 60 Hz 3~
Current L35L35	2.1 / 2.3 A	4.2 A	1.6 A	3.2 A	6.4 A	1.5 A	3.2 / 3.6 A	7.2 A	1.6 A
Starting current	6 A	28 A	28 A	15 A	30 A	8.2 A	16 A	32 A	8.2 A
Max. current	3 A	6.8 A	1.4 A	4.4 A	9.5 A	2.0 A	4.7 A	9.4 A	2.2 A
Nominal power L35L35	460 / 520 W	440 W		715 W	725 W	700 W / 875 W	680 / 830 W	850 W	750 W
Max. power	690 W	700 W		1.0 kW	1.05 kW	1.2 kW	1.1 kW	1.2 kW	1.2 kW
Fuse rating	5.5 A (T)	12 A (T)	6 A (T)	8 A (T)	16 A (T)	3.5 A (T)	8 A (T)	16.5 A (T)	3.5 A (T)
Connection	5 - pole terminal for signals, 4 - pole terminal for power								
Ingress protection	IP 56 / Type 12, 3, 3R, 4, 4X								
Certification	CE, cURus, cULus								

¹⁾ Operating temperature range according to UL qualification +10°C - +55°C

For filtermedia, air flow duct and door switch please refer to page 54


Performance graphs



KG 8515
KG 8520



- Cooling capacities: 1.5 kW and 2 kW
- Micro channel condenser allows a significant reduction of refrigerant charge, resulting in a lower CO₂ equivalent
- Built in electrical condensate evaporation
- Enhanced protection class of IP 56 / UL Type 4 or 4X with stainless steel housing
- Extended temperature range +10°C - +60°C
- Suitable for US enclosures 16"

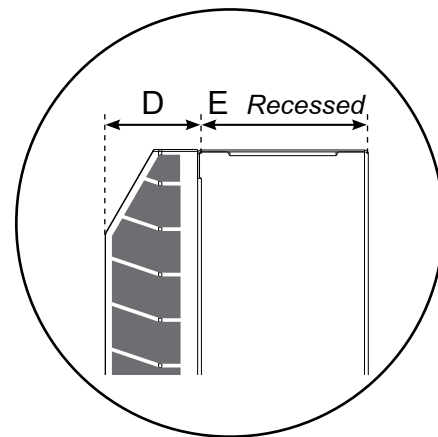
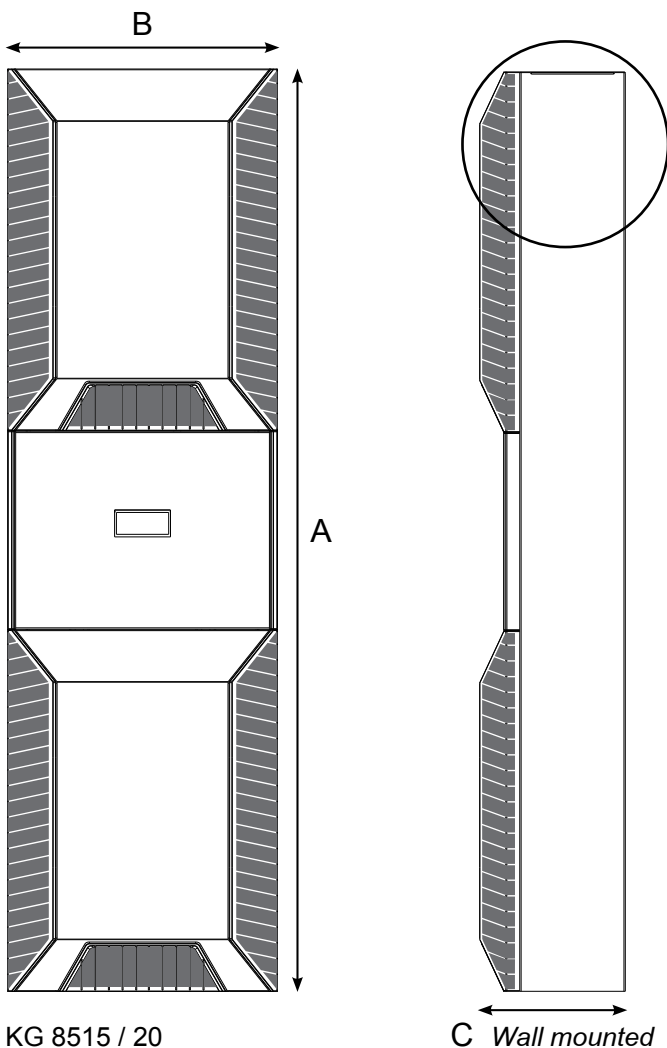
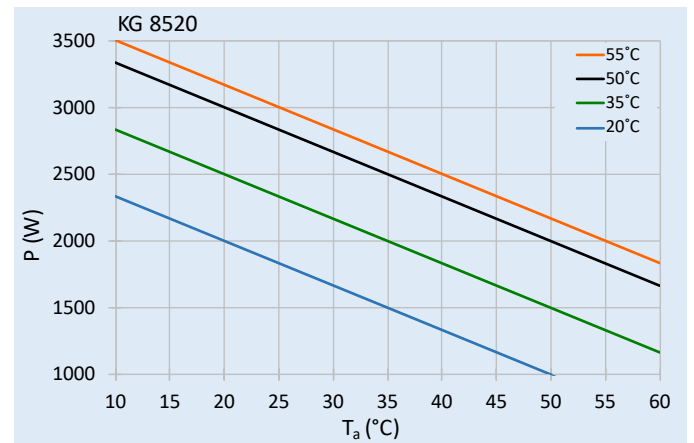
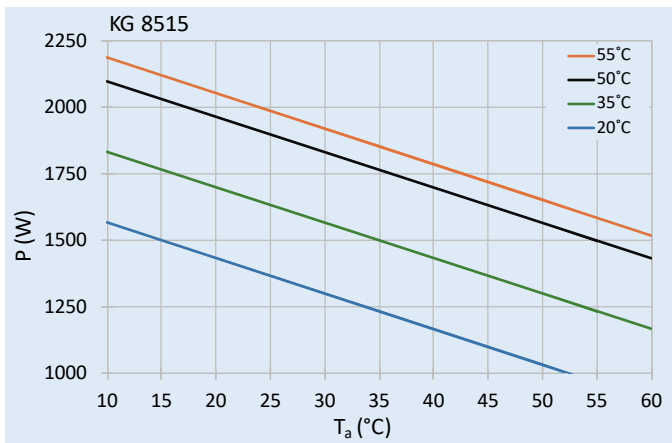


US LISTED
Encl. Acc.
E498756

Model	KG 8515-230V	KG 8515-120V	KG 8515-400V	KG 8520-230V	KG 8520-120V	KG 8520-400V
Order number	851500001	851510001	851520001	852000001	852010001	852020001
Order number stainless steel 304 (V2A)	85XX00S62					
Cooling capacity L35L35	1.5 kW			2.0 kW		
Cooling capacity L35L50	1.3 kW			1.5 kW		
Compressor type	Rotary piston compressor					
Operating temperature range	+10°C - +60°C					
Setting range	+20°C - +50°C					
System air flow ambient / cabinet	550 / 500 m ³ /h			680 / 500 m ³ /h		
Unimpeded air flow ambient / cabinet	850 / 850 m ³ /h			1,200 / 850 m ³ /h		
Mounting	wall mounted / recessed					
Dimensions A x B x C (D+E)	1,350 x 395 x 210 (55+155) mm					
Housing material / colour	Mild steel, powder coated, RAL 7035					
Weight	41 kg	44 kg		46.2 kg	48 kg	48.7 kg
ELECTRICAL DATA						
Voltage / Frequency	230 V ~ 50/60 Hz	120 V ~ 60 Hz	380-415 V 50 Hz 3~ 400-460 V 60 Hz 3~	230 V ~ 50/60 Hz	120 V ~ 60 Hz	380-415 V 50 Hz 3~ 400-460 V 60 Hz 3~
Current L35L35	2.9 A	1.5 A	1.5 A	4.4 A	8.3 A	1.9 / 2 A
Starting current	16 A	32 A	8.2 A	16 A	32 A	16 A
Max. current	4.7 A	9.5 A	2 A	7.4 A	14.8 A	2.9 A
Nominal power L35L35	650 W	660 W	710 W	1.0 kW	950 W	0.97 / 1.25 kW
Max. power	1.1 kW	1.15 kW	1.2 kW	1.7 kW	1.75 kW	
Fuse rating	8 A (T)	16 A (T)	3.5 A (T)	13 A (T)	25 A (T)	5 A (T)
Connection	5 - pole terminal for signals, 4 - pole terminal for power					
Ingress protection	IP 56 / Type 12, 3, 3R, 4, 4X					
Certification	CE, cURus, cULus					

For filtermedia, air flow duct and door switch please refer to page 54

Performance graphs




KG 8525

KG 8540

KG 8562



- Cooling capacities: 2.5 kW, 4 kW and 6.2 kW
- Micro channel condenser allows a significant reduction of refrigerant charge, resulting in a lower CO₂ equivalent
- Built in electrical condensate evaporation
- Enhanced protection class of IP 56 / UL Type 4 or 4X with stainless steel housing
- Extended temperature range +10°C - +60°C
- Suitable for US enclosures 16"

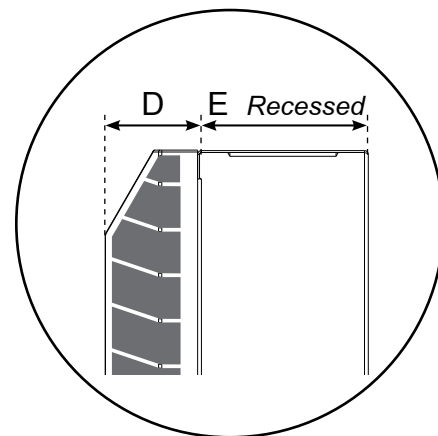
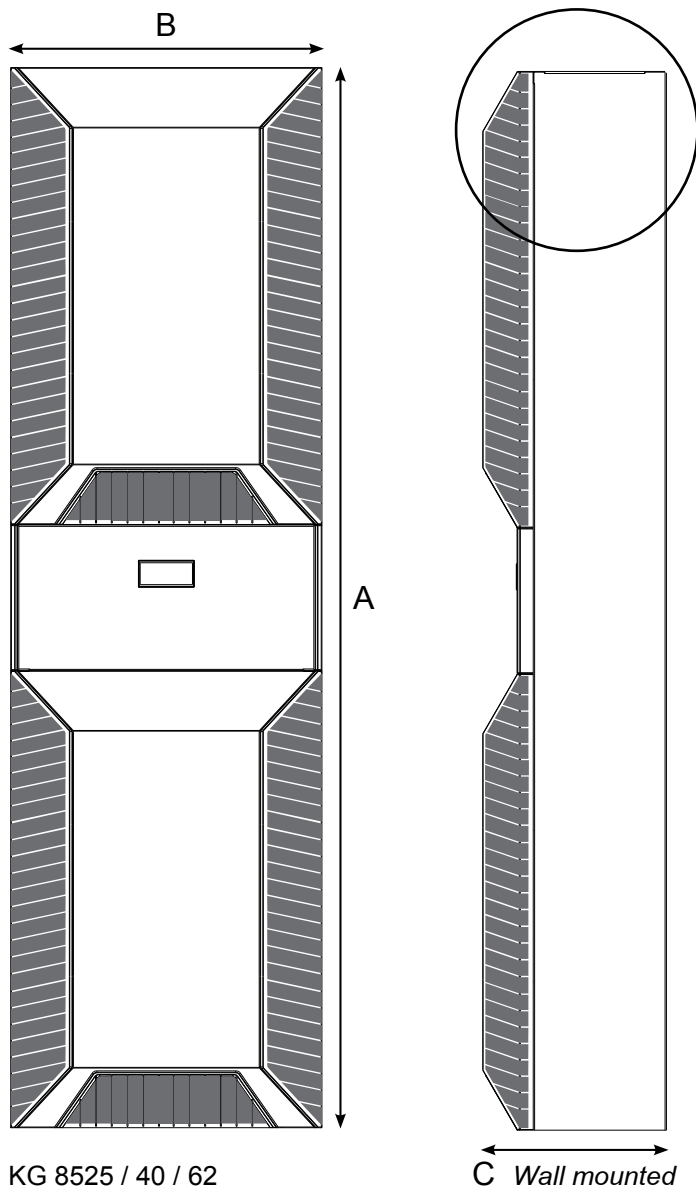
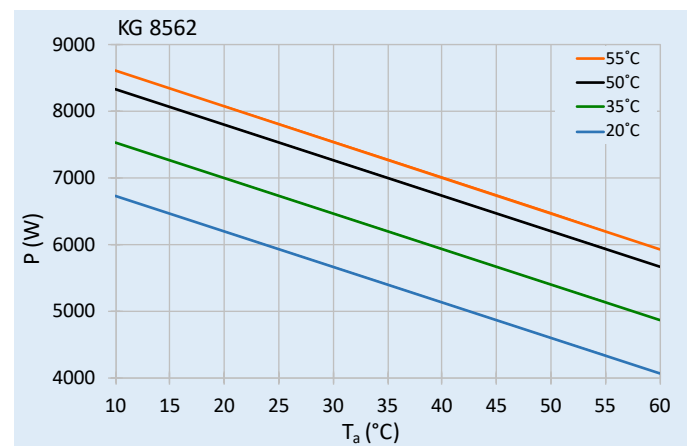
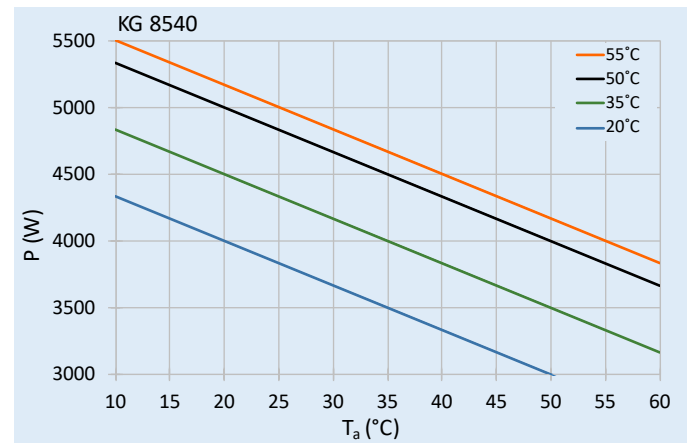
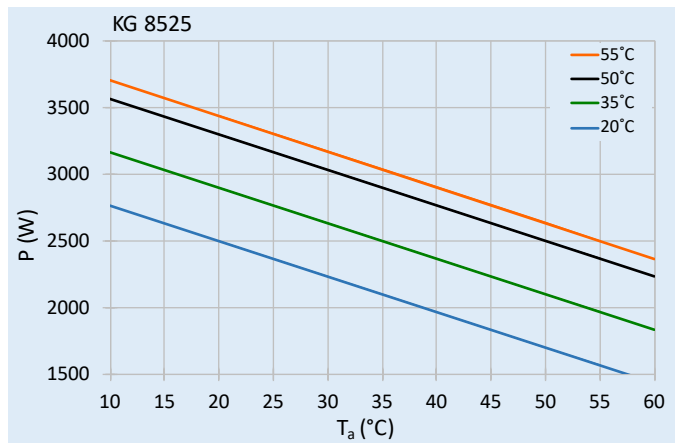


US LISTED
Encl. Acc.
E498756

Model	KG 8525-230V	KG 8525-120V	KG 8525-400V	KG 8540-230V	KG 8540-400V	KG 8562-400V
Order number	852500001	852510001	852520001	854000001	854020001	856220001
Order number stainless steel 304 (V2A)	85XX00S62					
Cooling capacity L35L35	2.5 kW			4.0 kW @ 50 Hz 4.2 kW @ 60 Hz		6.2 kW
Cooling capacity L35L50	2.1 kW			3.5 kW @ 50 Hz 3.9 kW @ 60 Hz		5.4 kW
Compressor type	Rotary piston compressor					Scroll compressor
Operating temperature range	+10°C - +60°C					
Setting range	+20°C - +50°C					
System air flow ambient / cabinet	680 / 500 m ³ /h			1,000 / 750 m ³ /h		
Unimpeded air flow ambient / cabinet	1,200 / 850 m ³ /h			1,400 / 1,200 m ³ /h		
Mounting	wall mounted / recessed					
Dimensions A x B x C (D+E)	1,350 x 395 x 210 (55+155) mm			1,550 x 455 x 270 (75+195) mm		1,630 x 455 x 270 (75+195) mm
Housing material / colour	Mild steel, powder coated, RAL 7035					
Weight	47 kg	45 kg		62 kg		80 kg
ELECTRICAL DATA						
Voltage / Frequency	230 V ~ 50/60 Hz	120 V ~ 60 Hz	380-415 V 50 Hz 3~ 400-460 V 60 Hz 3~	230 V ~ 50/60 Hz	380-415 V 50 Hz 3~ 400-460 V 60 Hz 3~	380-415 V 50 Hz 3~ 400-460 V 60 Hz 3~
Current L35L35	5.4 A	10.8 A	3 / 2.5 A	8.5 A @ 50 Hz 11 A @ 60 Hz	3.5 A @ 50 Hz 3.7 A @ 60 Hz	5.9 A
Starting current	22.5 A	11 A	11 A	50 A	15 A	97 A
Max. current	7.9 A	19.3 A	3.3 A	14.8 A	4.8 A	8.5 A
Nominal power L35L35	1.20 kW	1.23 kW	1.26 kW @ 50 Hz 1.30 kW @ 60 Hz	1.9 kW @ 50 Hz 2.3 kW @ 60 Hz	1.73 kW @ 50 Hz 2.27 kW @ 60 Hz	3.05 kW
Max. power	1.95 kW	2.0 kW	1.80 kW	3.4 kW	2.43 kW	5.8 kW
Fuse rating	13 A (T)	26 A (T)	6 A (T)	25 A (T)	8 A (T)	32 A (T)
Connection	5 - pole terminal for signals, 4 - pole terminal for power					
Ingress protection	IP 56 / Type 12, 3, 3R, 4, 4X					
Certification	CE, cURus, cULus					

For filtermedia, air flow duct and door switch please refer to page 54

Performance graphs

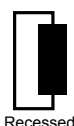



KG 8525 / 40 / 62

KG 8625

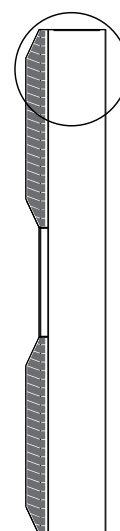
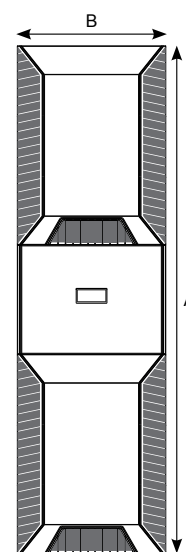


- Variable cooling capacity from 500 W up to 2.5 kW
- Micro channel condenser allows a significant reduction of refrigerant charge, resulting in a lower CO₂ equivalent
- Variable speed compressor ensures constant enclosure temperature
- Energy savings of up to 76% possible
- Built in electrical condensate evaporation
- Enhanced protection class of IP 55
- With RS 485 communication interface
- Extended temperature range +10°C - +60°C
- Suitable for US enclosures 16"

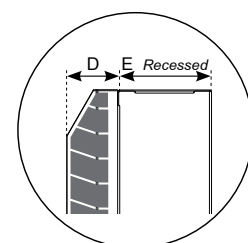


Model	KG 8625-230V
Order number	862504001
Order number stainless steel 304 (V2A)	862504S62
Variable cooling capacity	500 W - 2.55 kW
Cooling capacity L35L35	2.55 kW
Cooling capacity L35L50	2.16 kW
Compressor type	BLDC Rotary Piston compressor
Operating temperature range	+10°C - +60°C
Setting range	+20°C - +50°C
System air flow ambient / cabinet	620 / 710 m ³ /h
Unimpeded air flow ambient / cabinet	1,200 / 850 m ³ /h
Mounting	wall mounted / recessed
Dimensions A x B x C (D+E)	1,350 x 395 x 210 (55+155) mm
Housing material / colour	Mild steel, powder coated, RAL 7035
Weight	45 kg
ELECTRICAL DATA	
Voltage / Frequency	115-250 V ~ 50/60 Hz
Current L35L35	9.2 / 4.6 A
Starting current	16 / 8 A
Max. current	12.6 / 6.3 A
Nominal power L35L35	1.02 kW
Max. power	1.42 kW
Fuse rating	24 / 12 A (T)
Connection	5 pole terminal for signals, 4 pole terminal for power 3 pole terminal block for RS 485 Modbus
Ingress protection	IP 55
Certification	CE

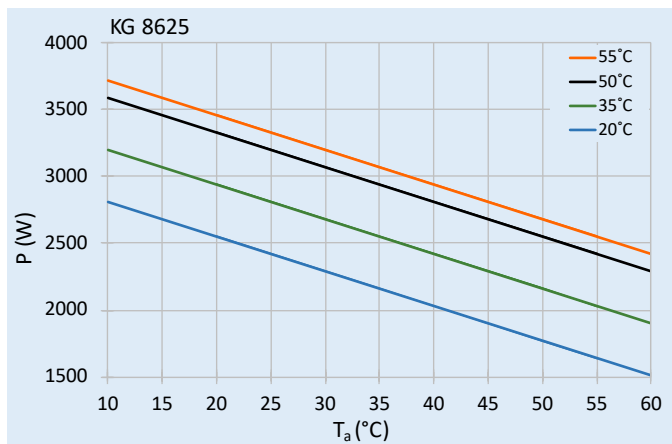
For filtermedia, air flow duct and door switch please refer to page 54



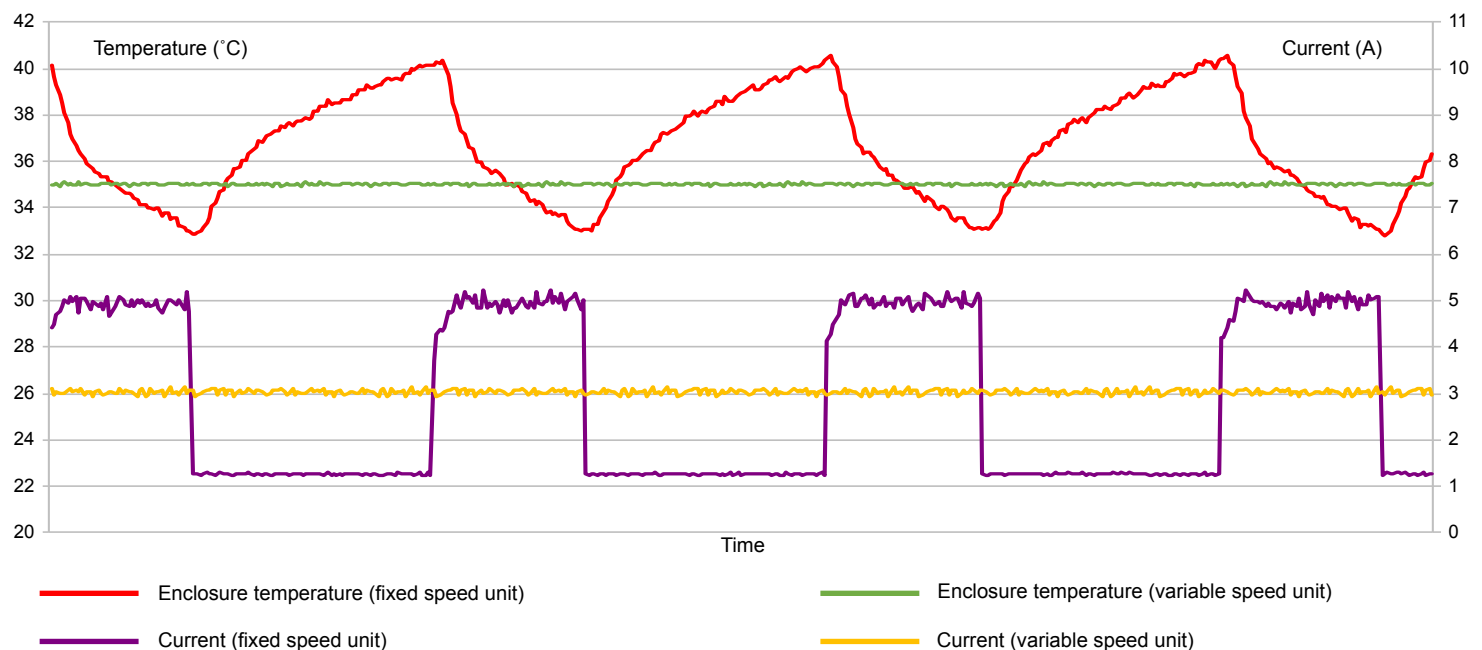
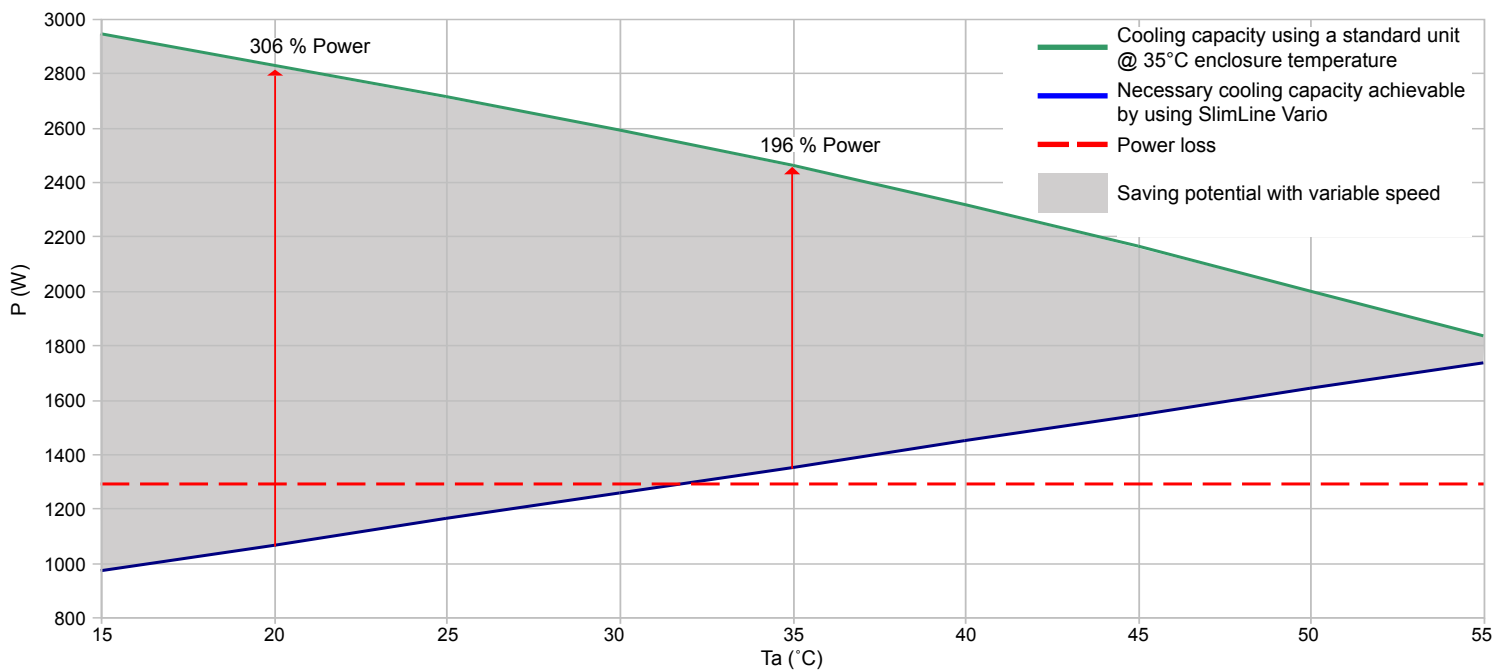
C Wall mounted



Performance graphs




Ambient (°C)	75% Cooling capacity	50% Cooling capacity	25% Cooling capacity
20	51 %	65 %	76 %
30	48 %	59 %	70 %
40	22 %	33 %	50 %
50	12 %	20 %	40 %



KG 4266
KG 4267



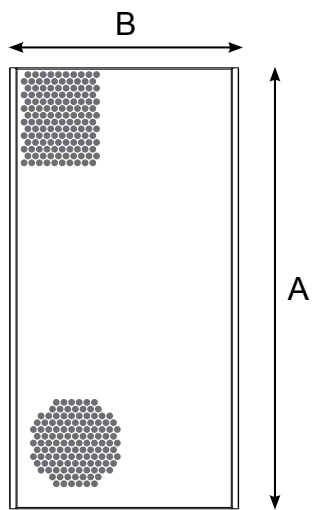
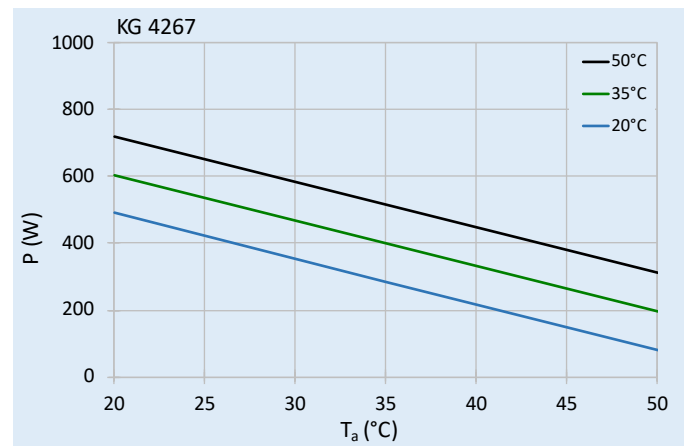
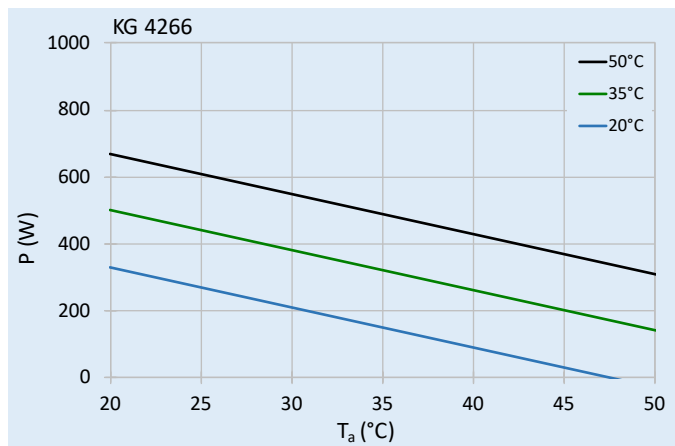
- Cooling capacities: 320 W and 400 W
- Completely filterless, no need for any filter media
- Virtually maintenance free
- Only 110 mm deep therefore the slimmest air conditioners available on the market
- Assembly parts, mounting template and condensation kit included
- NEMA 4X covers for units with stainless steel housing



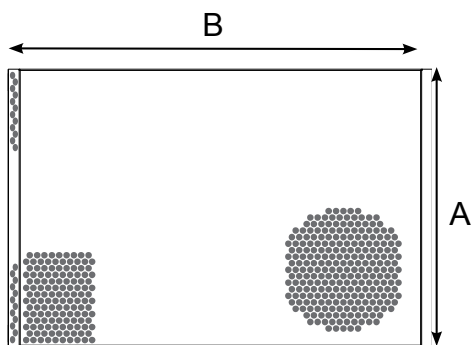
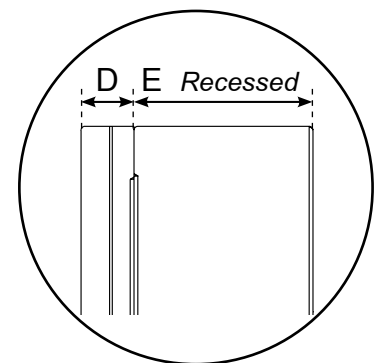
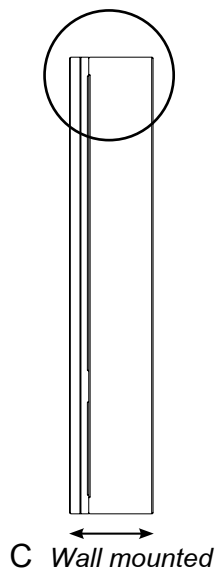
US LISTED
Encl. Acc.
E498756

Model	KG 4266-230V	KG 4266-120V	KG 4267-230V	KG 4267-120V
Order number	42660001	42661001	42670001	42671001
Order number stainless steel 304 (V2A)	42XXX02			
Cooling capacity L35L35	320 W @ 50 Hz 330 W @ 60 Hz	330 W @ 60 Hz	400 W @ 50 Hz 425 W @ 60 Hz	425 W @ 60 Hz
Cooling capacity L35L50	140 W @ 50 Hz 150 W @ 60 Hz	150 W @ 60 Hz	195 W @ 50 Hz 220 W @ 60 Hz	195 W @ 60 Hz
Compressor type	Rotary piston compressor			
Operating temperature range	+10°C - +50°C			
Setting range	+20°C - +50°C			
System air flow ambient / cabinet	170 / 125 m³/h		215 / 115 m³/h	
Unimpeded air flow ambient / cabinet	250 / 250 m³/h		450 / 250 m³/h	
Mounting	wall mounted / recessed			
Dimensions A x B x C (D+E)	520 x 270 x 110 (25+85) mm		340 x 520 x 110 (25+85) mm	
Housing material / colour	Mild steel, powder coated, RAL 7035			
Weight	13 kg		14.8 kg	
ELECTRICAL DATA				
Voltage / Frequency	230 V ~ 50/60 Hz	120 V ~ 60 Hz	230 V ~ 50/60 Hz	120 V ~ 60 Hz
Current L35L35	1.5 / 1.6 A	3.5 A	1.6 / 1.5 A	3.2 A
Starting current	3.2 A	7.1 A	3.2 A	7.4 A
Max. current	1.8 A	4.2 A	1.8 A	4.2 A
Nominal power L35L35	315 / 335 W	315 W	350 / 346 W	350 W
Max. power	375 W		410 W	
Fuse rating	6 A (T)			
Connection	Connection terminal block			
Ingress protection	IP 54			
Certification	CE, cURus, cULus			
For NEMA 4X covers and door switch please refer to page 54				

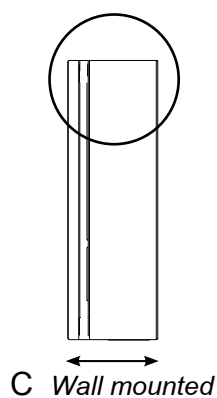
Performance graphs



KG 4266



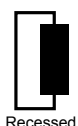

KG 4267



KG 4268
KG 4269



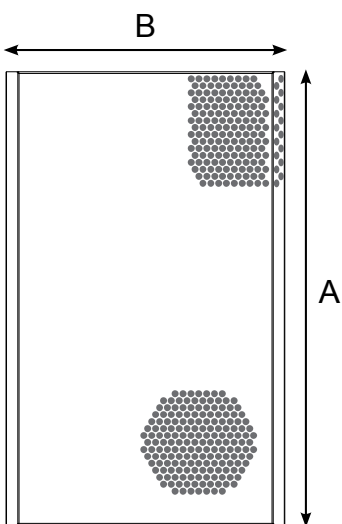
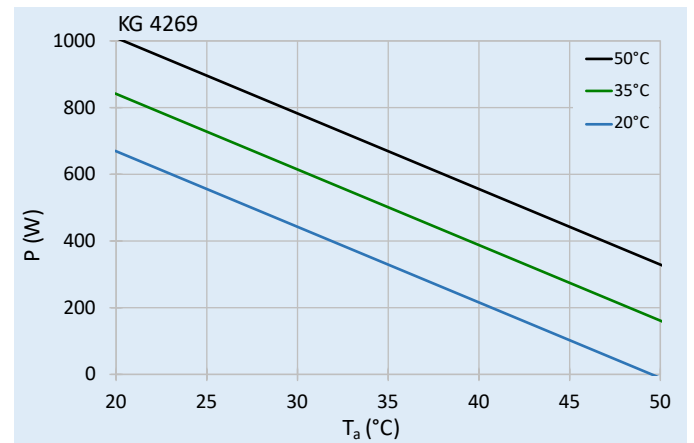
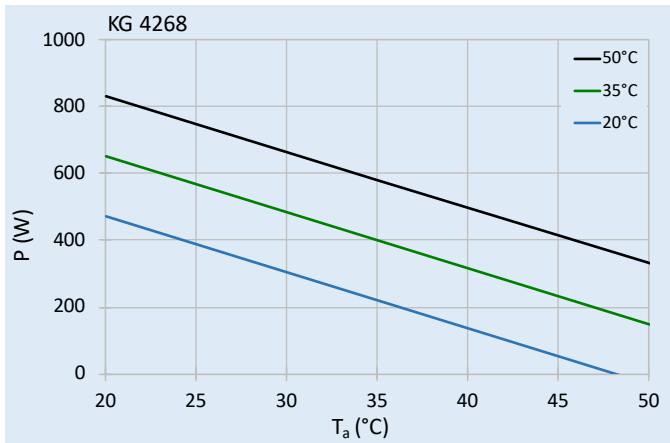
- Cooling capacities: 400 W and 500 W
- Completely filterless, no need for any filter media
- Virtually maintenance free
- Only 110 mm deep therefore the slimmest air conditioners available on the market
- Assembly parts, mounting template and condensation kit included
- NEMA 4X covers for units with stainless steel housing



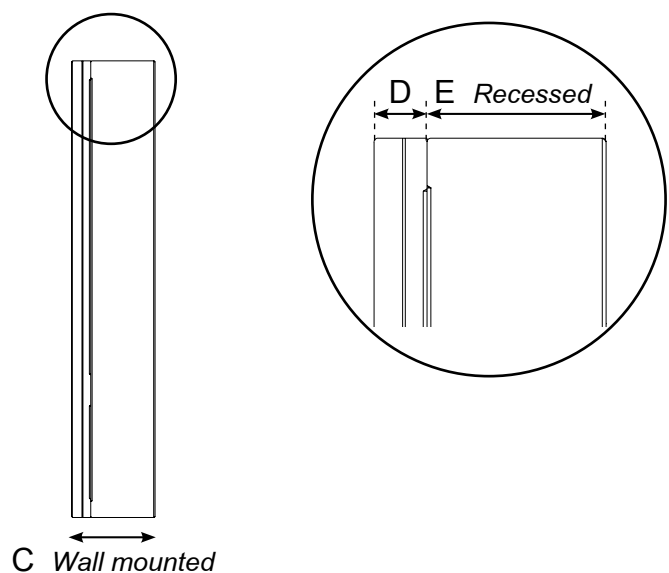
US LISTED
Encl. Acc.
E498756

Model	KG 4268-230V	KG 4268-120V	KG 4269-230V	KG 4269-120V
Order number	42680001	42681001	42690001	42691001
Order number stainless steel 304 (V2A)	42XXX02			
Cooling capacity L35L35	400 W @ 50 Hz 425 W @ 60 Hz	425 W @ 60 Hz	500 W @ 50 Hz 520 W @ 60 Hz	520 W @ 60 Hz
Cooling capacity L35L50	155 W @ 50 Hz 165 W @ 60 Hz	165 W @ 60 Hz	160 W @ 50 Hz 180 W @ 60 Hz	180 W @ 60 Hz
Compressor type	Rotary piston compressor			
Operating temperature range	+10°C - +50°C			
Setting range	+20°C - +50°C			
System air flow ambient / cabinet	200 / 125 m³/h		250 / 125 m³/h	
Unimpeded air flow ambient / cabinet	450 / 250 m³/h		650 / 250 m³/h	
Mounting	wall mounted / recessed			
Dimensions A x B x C (D+E)	520 x 320 x 110 (25+85) mm		600 x 320 x 110 (25+85) mm	
Housing material / colour	Mild steel, powder coated, RAL 7035			
Weight	14.8 kg		15.8 kg	
ELECTRICAL DATA				
Voltage / Frequency	230 V ~ 50/60 Hz	120 V ~ 60 Hz	230 V ~ 50/60 Hz	120 V ~ 60 Hz
Current L35L35	1.6 / 1.5 A	3.2 A	2.4 / 2.6 A	4.4 A
Starting current	3.2 A	7.4 A	5.8 A	14.6 A
Max. current	1.9 A	4.2 A	2.8 A	5.1 A
Nominal power L35L35	325 / 345 W	325 W	480 / 490 W	475 W
Max. power	440 W		560 W	550 W
Fuse rating	6 A (T)			
Connection	Connection terminal block			
Ingress protection	IP 54			
Certification	CE, cURus, cULus			
For NEMA 4X covers and door switch please refer to page 54				

Performance graphs



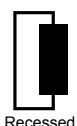

KG 4268 / 69



KG 4270
KG 4271



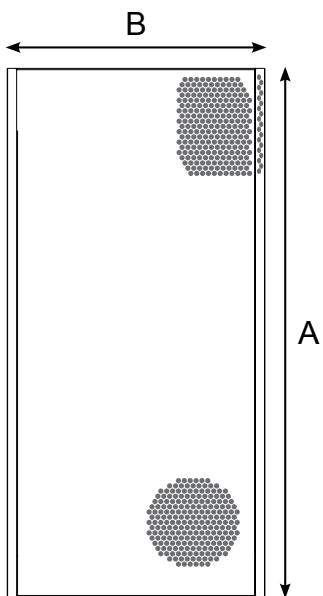
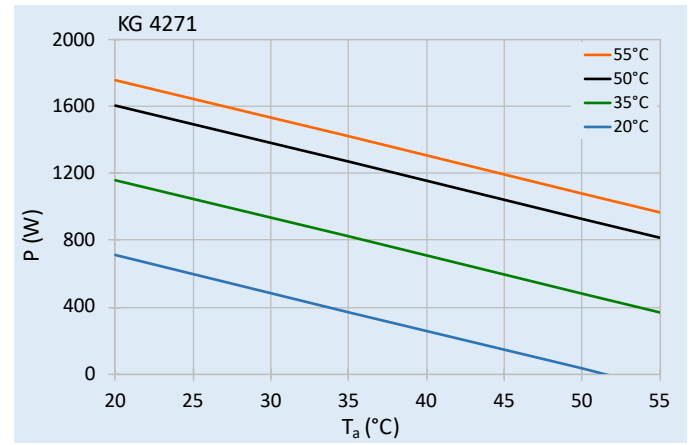
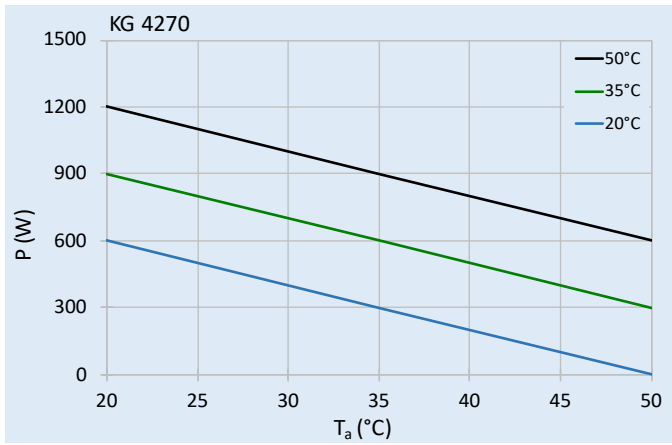
- Cooling capacities: 600 W and 820 W
- Completely filterless, no need for any filter media
- Virtually maintenance free
- Assembly parts, mounting template and condensation kit included
- NEMA 4X covers for units with stainless steel housing



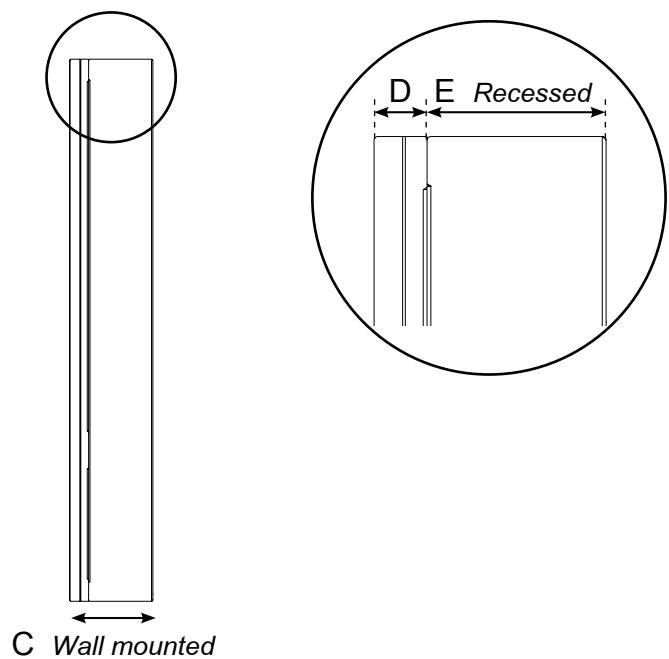
Model	KG 4270 - 230V	KG 4270 - 120V	KG 4270 - 400V	KG 4271 - 230V	KG 4271 - 120V	KG 4271 - 400V
Order number	42700001	42701001	42702001	42710001	42711001	42712001
Order number stainless steel 304 (V2A)	42XXX02					
Cooling capacity L35L35	600 W			820 W @ 50 Hz 885 W @ 60 Hz	820 W @ 60 Hz	820 W @ 50 Hz 885 W @ 60 Hz
Cooling capacity L35L50	300 W			480 W @ 50 Hz 530 W @ 60 Hz	480 W @ 60 Hz	480 W @ 50 Hz 530 W @ 60 Hz
Compressor type	Rotary piston compressor					
Operating temperature range	+10°C - +50°C			+10°C - +55°C		
Setting range	+20°C - +50°C					
System air flow ambient / cabinet	340 / 170 m³/h			320 / 290 m³/h		
Unimpeded air flow ambient / cabinet	650 / 550 m³/h			650 / 550 m³/h		
Mounting	wall mounted / recessed					
Dimensions A x B x C (D+E)	810 x 395 x 145 (25+120) mm			980 x 395 x 145 (25+120) mm		
Housing material / colour	Mild steel, powder coated, RAL 7035					
Weight	30 kg	33 kg		34 kg	38 kg	
ELECTRICAL DATA						
Voltage / Frequency	230 V ~ 50/60 Hz	120 V ~ 60 Hz	400 / 460 V - 50/60 Hz 2~	230 V ~ 50/60 Hz	120 V ~ 60 Hz	380-415 V 50 Hz 3~ 400-460 V 60 Hz 3~
Current L35L35	2.3 / 2.5 A	5.2 A	1.5 A	3.3 / 3.7 A	7.2 A	1.4 A
Starting current	5.8 A	15.2 A	4 A	15.5 A	37 A	8.2 A
Max. current	3 A	7 A	2.1 A	4.3 A	8.7 A	2.9 A
Nominal power L35L35	440 / 480 W	570 W	550 / 570 W	660 / 760 W	755 W	660 / 760 W
Max. power	575 W	700 W		850 W	905 W	840 W
Fuse rating	6 A (T)	16 A (T)	2 x 3 A (T)	10 A (T)	16 A (T)	3 x 6 A (T)
Connection	Connection terminal block					
Ingress protection	IP 54					
Certification	CE, cURus, cULus					

For NEMA 4X covers and door switch please refer to page 54

Performance graphs




KG 4270 / 71



KG 4272
KG 4274



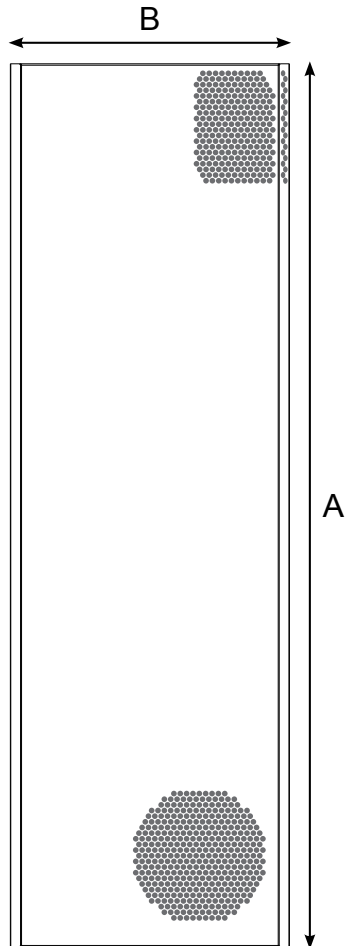
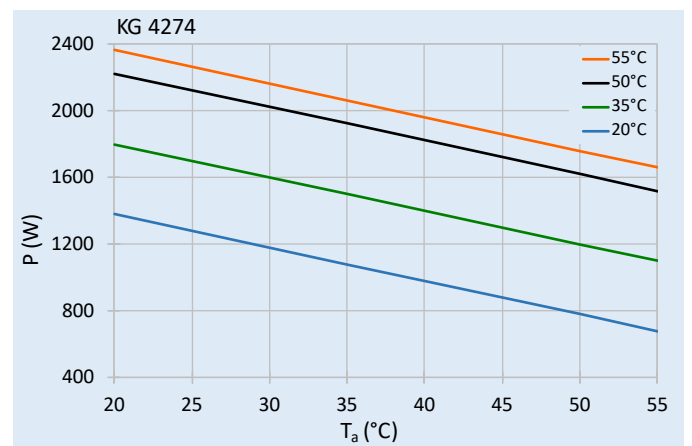
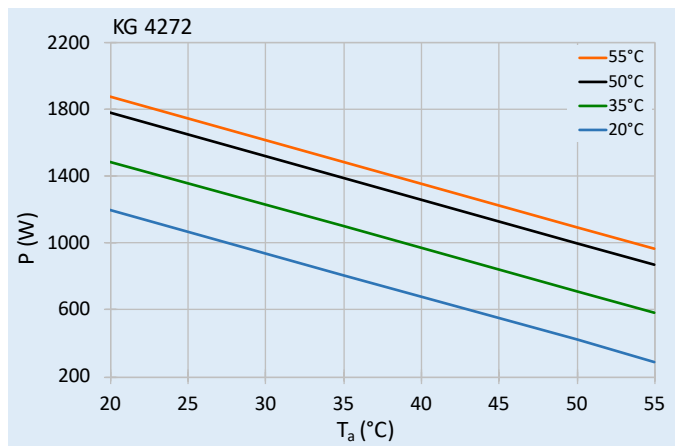
- Cooling capacities: 1.1 kW and 1.5 kW
- Completely filterless, no need for any filter media
- Virtually maintenance free
- Assembly parts, mounting template and condensation kit included
- NEMA 4X covers for units with stainless steel housing



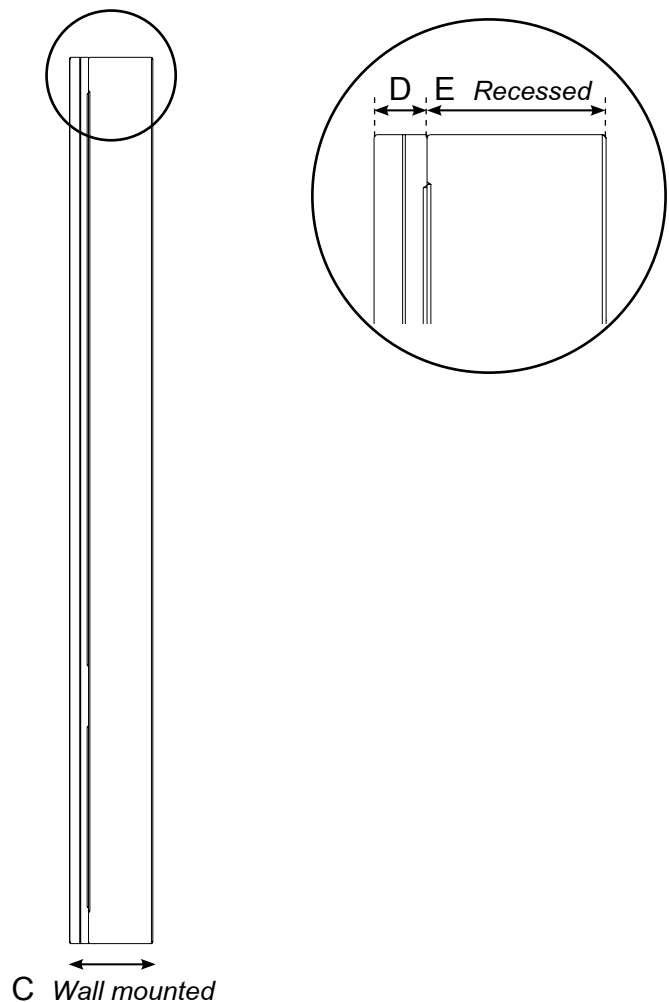
Model	KG 4272-230V	KG 4272-120V	KG 4272-400V	KG 4274-230V	KG 4274-120V	KG 4274-400V
Order number	42720001	42721001	42722001	42740001	42741001	42742001
Order number stainless steel 304 (V2A)	42XXX02					
Cooling capacity L35L35	1.1 kW @ 50 Hz 1.2 kW @ 60 Hz	1.2 kW @ 60 Hz	1.1 kW @ 50 Hz 1.2 kW @ 60 Hz	1.5 kW	1.4 kW @ 60 Hz	1.5 kW
Cooling capacity L35L50	850 W @ 50 Hz 870 W @ 60 Hz	870 W @ 60 Hz	850 W @ 50 Hz 870 W @ 60 Hz	1.2 kW	950 W @ 60 Hz	1.2 kW
Compressor type	Rotary piston compressor					
Operating temperature range	+10°C - +55°C					
Setting range	+20°C - +50°C					
System air flow ambient / cabinet	430 / 200 m³/h			430 / 200 m³/h		
Unimpeded air flow ambient / cabinet	1200 / 550 m³/h			1200 / 850 m³/h		
Mounting	wall mounted / recessed					
Dimensions A x B x C (D+E)	1,250 x 395 x 145 (25+120) mm			1,550 x 395 x 145 (25+120) mm		
Housing material / colour	Mild steel, powder coated, RAL 7035					
Weight	40 kg		41 kg		50 kg	
ELECTRICAL DATA						
Voltage / Frequency	230 V ~ 50/60 Hz	120 V ~ 60 Hz	380-415 V 50 Hz 3~ 400-460 V 60 Hz 3~	230 V ~ 50/60 Hz	120 V ~ 60 Hz	380-415 V 50 Hz 3~ 400-460 V 60 Hz 3~
Current L35L35	3.4 / 4.1 A	8.A	1.6 / 1.5 A	4.3 / 5.5 A	8.8 A	1.8 / 2.0 A
Starting current	15.5 A	37 A	8.2 A	22 A	37 A	13 A
Max. current	4.5 A	10 A	1.8 A	7 A	12.1 A	3.2 A
Nominal power L35L35	740 / 865 W	900 W	830 / 850 W	1 / 1.23 kW	1 kW	1 / 1.21 kW
Max. power	1.04 kW	1.1 kW	1.04 kW	1.58 kW	1.34 kW	1.53 kW
Fuse rating	10 A (T)	16 A (T)	3 x 6 A (T)	10 A (T)	16 A (T)	3 x 6 A (T)
Connection	Connection terminal block					
Ingress protection	IP 54					
Certification	CE, cURus, cULus					

For NEMA 4X covers and door switch please refer to page 54

Performance graphs



KG 4272 / 74



C Wall mounted

KG 4482
KG 4555



- Cooling capacities: 450 W and 1.1 kW
- Maximum cooling power with minimum space
- Completely filterless, no need for any filter media
- Virtually maintenance free
- Assembly parts, mounting template and condensation kit included



Protection



Top Mount



FILTERLESS

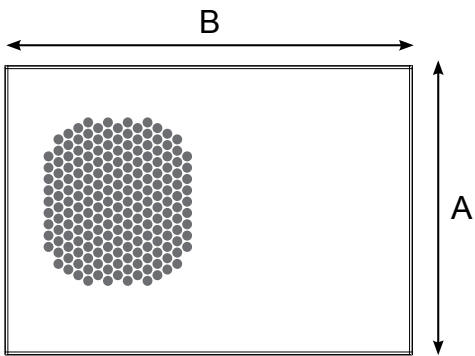
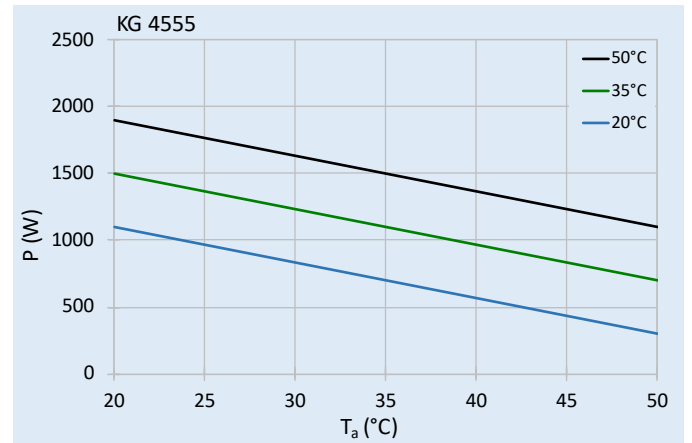
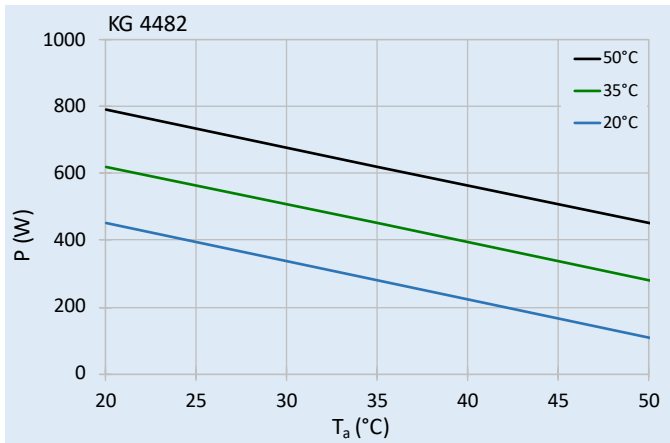


Maintenance free

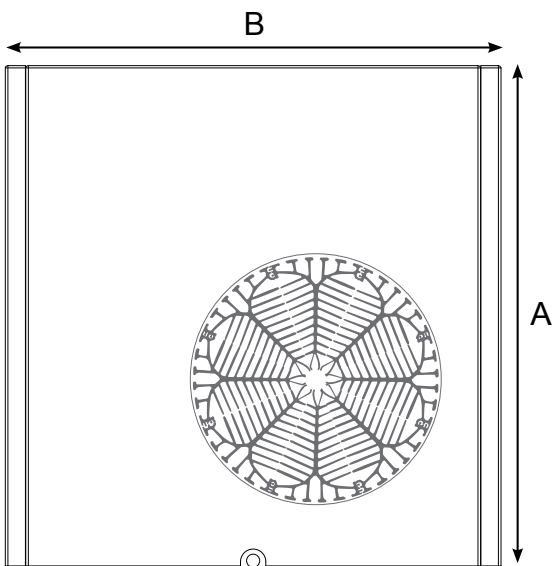
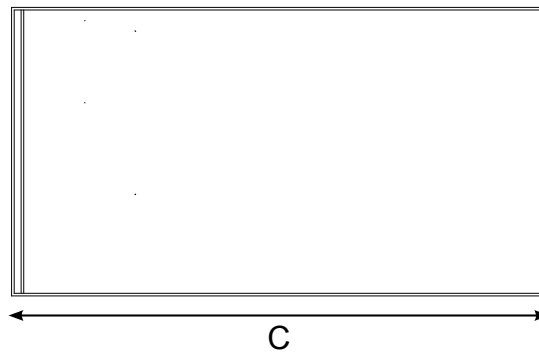


Model	KG 4482-230V	KG 4482-120V	KG 4555-230V	KG 4555-120V	KG 4555-400V
Order number	44820001	44821001	45550001	45551001	45552001
Order number stainless steel 304 (V2A)	4482X02		4555X02		
Cooling capacity L35L35	450 W @ 50 Hz 460 W @ 60 Hz	460 W @ 60 Hz	1.10 kW @ 50 Hz 1.15 kW @ 60 Hz	1.1 kW @ 60 Hz	1.10 kW @ 50 Hz 1.15 kW @ 60 Hz
Cooling capacity L35L50	280 W		700 W @ 50 Hz 750 W @ 60 Hz	700 W @ 60 Hz	700 W @ 50 Hz 750 W @ 60 Hz
Compressor type	Rotary piston compressor				
Operating temperature range	+10°C - +50°C				
Setting range	+20°C - +50°C				
System air flow ambient / cabinet	250 / 140 m³/h		360 / 500 m³/h		
Unimpeded air flow ambient / cabinet	650 / 250 m³/h		1200 / 650 m³/h		
Mounting	roof mounted				
Dimensions A x B x C	230 x 330 x 430 mm		400 x 400 x 600 mm		
Housing material / colour	Mild steel, powder coated, RAL 7035				
Weight	23 kg		55 kg		
ELECTRICAL DATA					
Voltage / Frequency	230 V ~ 50/60 Hz	120 V ~ 60 Hz	230 V ~ 50/60 Hz	120 V ~ 60 Hz	380-415 V 50 Hz 3~ 400-460 V 60 Hz 3~
Current L35L35	2.1 / 2.2 A	4.2 A	4 / 4.4 A	8 A	2.3 / 2.5 A
Starting current	6.8 A	17 A	15 A	37 A	8.2 A
Max. current	2.8 A	5.2 A	4.8 A	9.6 A	2.8 A
Nominal power L35L35	465 / 485 W	480 W	800 / 900 W	800 W	800 / 900 W
Max. power	580 W	590 W	1.09 kW		
Fuse rating	6 A (T)		10 A (T)	16 A (T)	3 x 6 A (T)
Connection	Connection terminal block				
Ingress protection	IP 54				
Certification	CE, cURus				

Performance graphs



KG 4482



KG 4555



KG 4533
 KG 4534
 KG 4535

- Cooling capacities: 550 W and 900 W
- Suitable for IT server racks and telecom applications
- Virtually maintenance free
- Assembly parts and condensation kit included

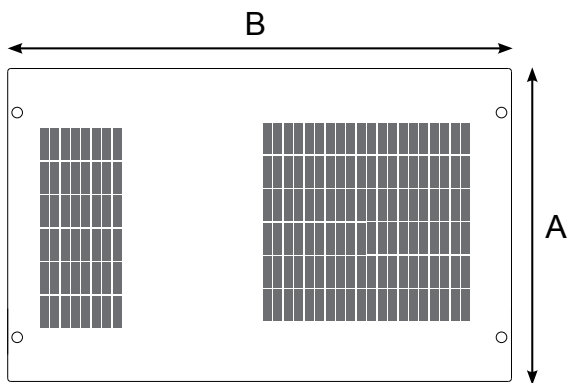
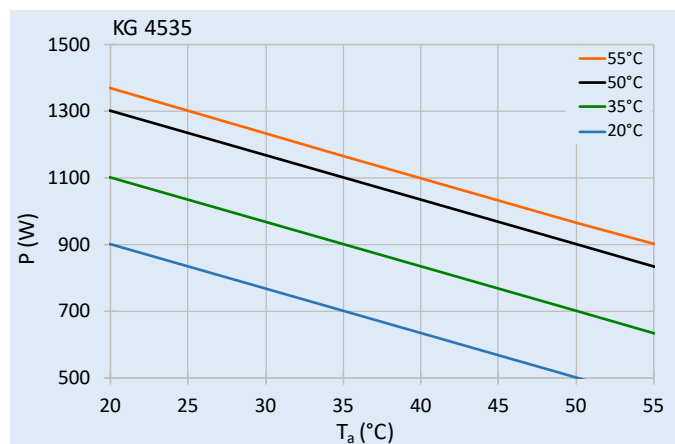
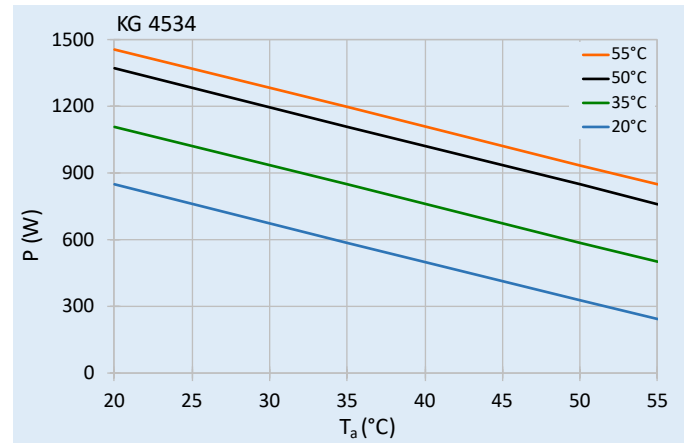
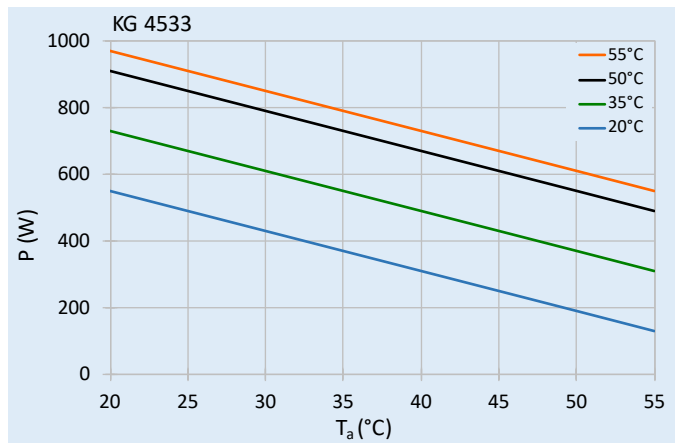


Protection Protection Rack Mount Maintenance free

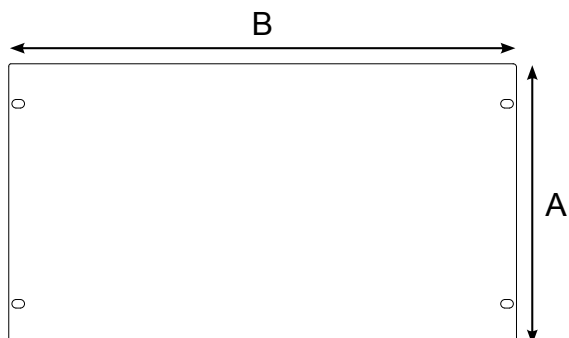


Model	KG 4533-230V	KG 4534-230V	KG 4535-230V	KG 4535-120V
Order number	45330001	45340001	4535000	4535100
Cooling capacity L35L35	550 W @ 50 Hz 570 W @ 60 Hz	850 W @ 50 Hz 930 W @ 60 Hz	900 W @ 50 Hz 950 W @ 60 Hz	950 W @ 60 Hz
Cooling capacity L35L50	370 W @ 50 Hz 445 W @ 60 Hz	590 W @ 50 Hz 635 W @ 60 Hz	700 W @ 50 Hz 750 W @ 60 Hz	750 W @ 60 Hz
Compressor type	Reciprocating compressor		Rotary piston compressor	
Operating temperature range	+20°C - +55°C		+10°C - +55°C	
Setting range	+20°C - +55°C			
System air flow ambient / cabinet	177 / 265 m³/h	250 / 280 m³/h	450 / 210 m³/h	
Unimpeded air flow ambient / cabinet	550 / 450 m³/h	850 / 550 m³/h	1200 / 650 m³/h	
Mounting	19" rack mounted			
Dimensions A x B x C	5U (222) x 483 x 549 mm	6U (266) x 483 x 549 mm	6U (266) x 483 x 565 mm	
Housing material / colour	Mild steel, powder coated, RAL 7035			
Weight	28 kg	33 kg	45 kg	
ELECTRICAL DATA				
Voltage / Frequency	230 V ~ 50/60 Hz	230 V ~ 50/60 Hz	230 V ~ 50/60 Hz	120 V ~ 60 Hz
Current L35L35	2.1 A	4.5 / 4.3 A	3 / 3.2 A	9 A
Starting current	9.1 A	19.7 A	7 A	33 A
Max. current	2.5 A	5.8 A	3.5 A	
Nominal power L35L35	374 / 425 W	795 / 900 W	700 / 750 W	1.15 kW
Max. power	525 W	1.22 kW	805 W	
Fuse rating	6 A (T)		10 A (T)	
Connection	Connection terminal block		Connection cable 3 m	
Ingress protection	IP 54		IP 44	
Certification	CE		CE, cURus	

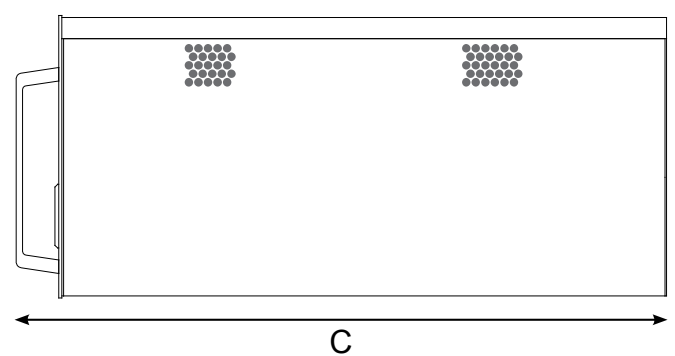
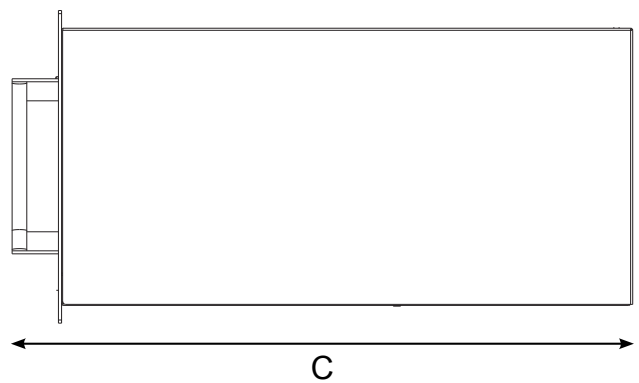
Performance graphs



KG 4533 / 34



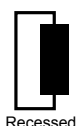

KG 4535



KG 4304
KG 4305



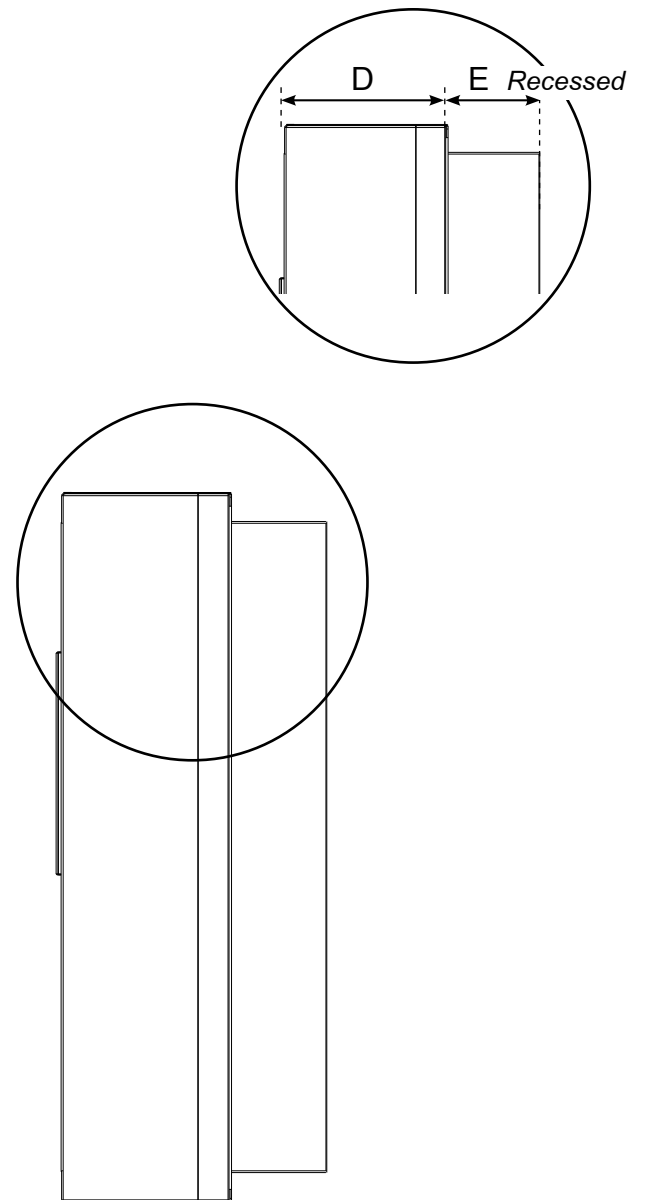
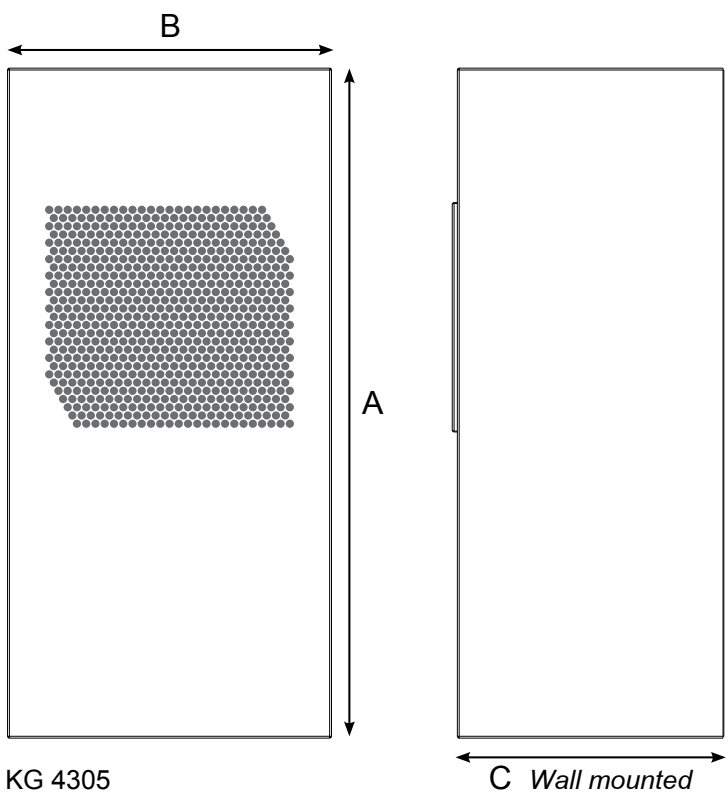
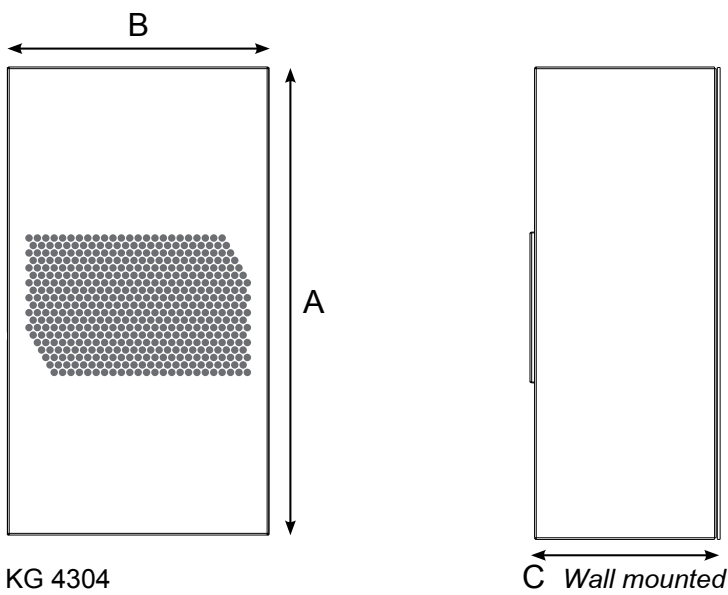
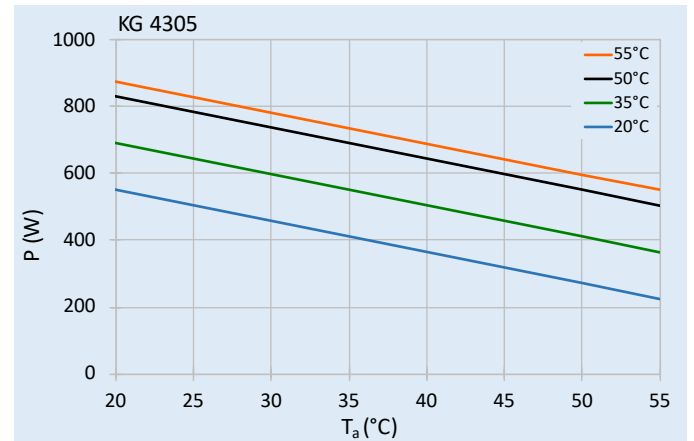
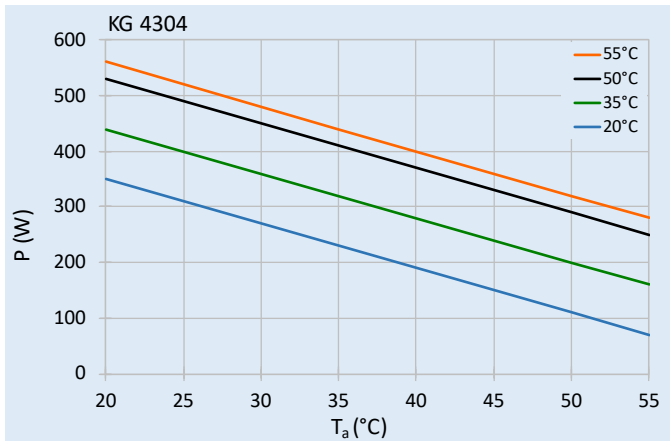
- Cooling capacities: 320 W and 550 W
- Nano-coated hydrophobic condenser
- Virtually maintenance free
- Adjustable electronic controller with display
- Optional condensate evaporator (> 500 W)
- Standard recess depth of 90 mm
- Assembly parts, mounting template and condensation kit included



Model	KG 4304-230V	KG 4304-120V	KG 4304-400V	KG 4305-230V	KG 4305-120V	KG 4305-400V
Order number wall mounted	43040001	43041001	43042001	43050001	43051001	43052001
Order number recessed	On request			43050081	43051081	43052081
Order number stainless steel 304 (V2A)	43XXXX2					
Cooling capacity L35L35	320 W @ 50 Hz 360 W @ 60 Hz	360 W @ 60 Hz	320 W @ 50 Hz 360 W @ 60 Hz	550 W @ 50 Hz 620 W @ 60 Hz	620 W @ 60 Hz	550 W @ 50 Hz 620 W @ 60 Hz
Cooling capacity L35L50	200 W @ 50 Hz 220 W @ 60 Hz	220 W @ 60 Hz	200 W @ 50 Hz 220 W @ 60 Hz	410 W @ 50 Hz 440 W @ 60 Hz	440 W @ 60 Hz	410 W @ 50 Hz 440 W @ 60 Hz
Compressor type	Reciprocating compressor					
Operating temperature range	+10°C - +55°C					
Setting range	+20°C - +50°C					
System air flow ambient / cabinet	90 / 115 m³/h			435 / 200 m³/h		
Unimpeded air flow ambient / cabinet	250 / 136 m³/h			550 / 250 m³/h		
Mounting	wall mounted / recessed					
Dimensions A x B x C wall mounted	500 x 280 x 200 mm			650 x 315 x 260 mm		
Dimensions A x B x C (D+E) recessed	On request			715 x 372 x 260 (170+90) mm		
Housing material / colour	Mild steel, powder coated, RAL 7035					
Weight	18 kg	26 kg		27.7 kg		33.7 kg
ELECTRICAL DATA						
Voltage / Frequency	230 V ~ 50/60 Hz	120 V ~ 60 Hz	400 / 460 V ~ 50/60 Hz 2~	230 V ~ 50/60 Hz	120 V ~ 60 Hz	400 / 460 V ~ 50/60 Hz 2~
Current L35L35	1.9 / 2 A	4.4 A	1.1 / 1 A	2.1 A	4.4 A	1.4 / 1.2 A
Starting current	6.1 A	12.5 A	3.8 A	9.8 A	19.1 A	4.3 A
Max. current	2.8 A	5.4 A	1.4 / 1.3 A	2.5 A	5.3 A	1.6 / 1.4 A
Nominal power L35L35	335 / 380 W	440 W		370 / 400 W	440 W	
Max. power	550 W			510 W	560 W	
Fuse rating	6 A (T)	10 A (T)	2 x 3.6 A (T)	6 A (T)	10 A (T)	2 x 3.6 A (T)
Connection	Connection terminal block					
Ingress protection	IP 54					
Certification	CE, cURus, cULus					

For filtermedia, aluminium filters, stainless steel filter holders and door switch please refer to page 54

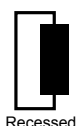

Performance graphs



KG 4308
KG 4309



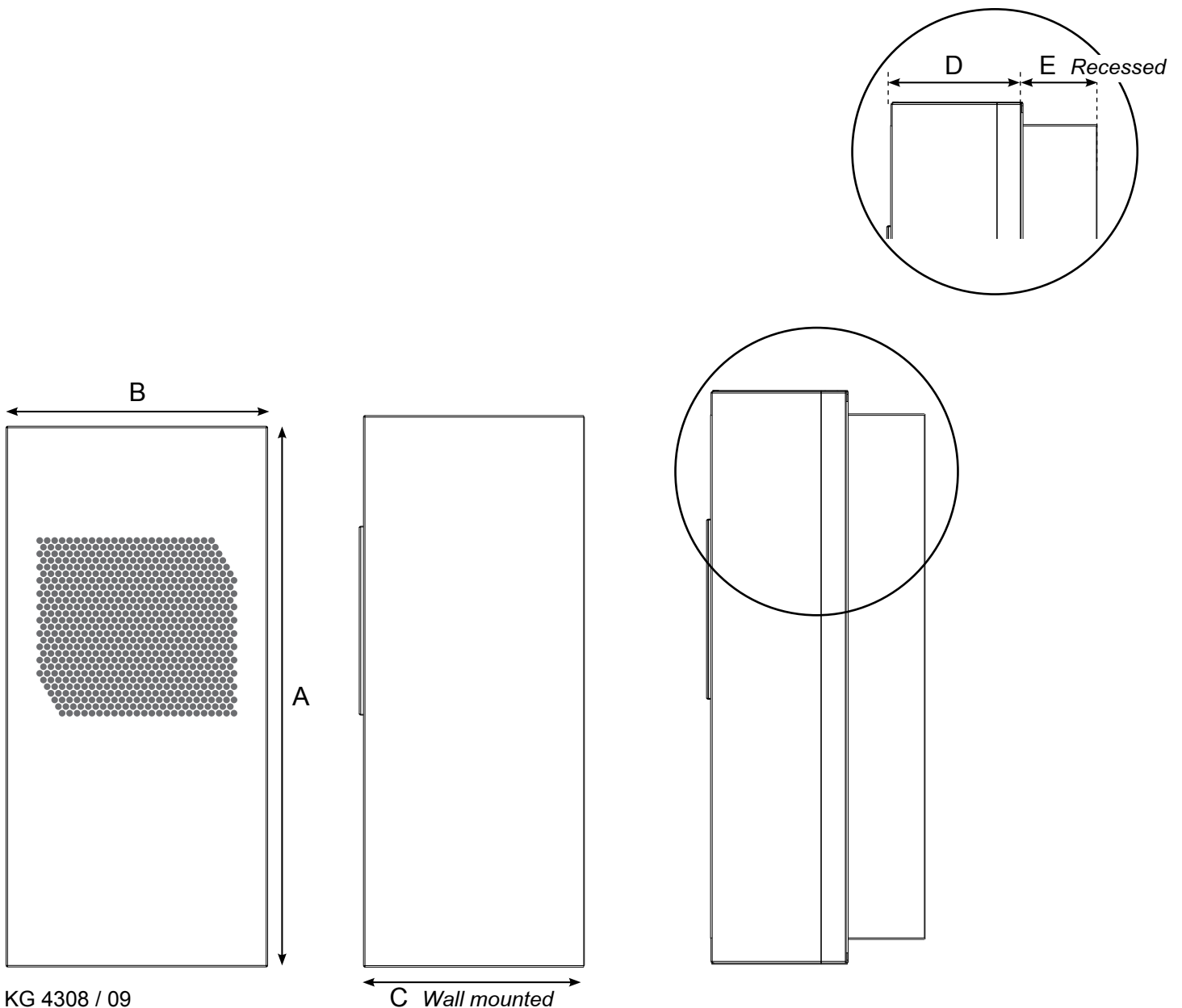
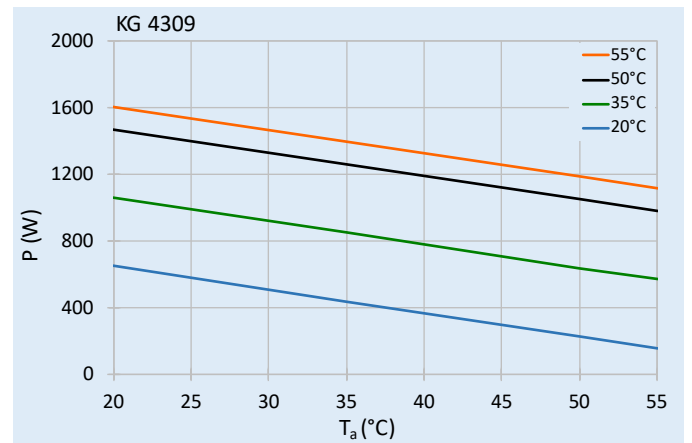
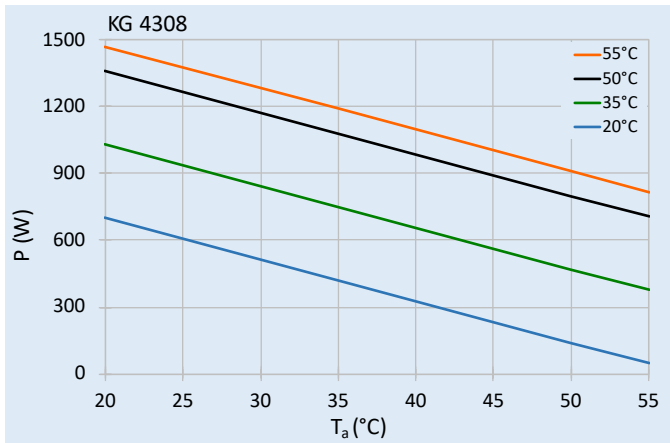
- Cooling capacities: 750 W and 850 W
- Nano-coated hydrophobic condenser
- Virtually maintenance free
- Adjustable electronic controller with display
- Optional condensate evaporator
- Standard recess depth of 90 mm
- Assembly parts, mounting template and condensation kit included



Model	KG 4308-230V	KG 4308-120V	KG 4308-400V	KG 4309-230V	KG 4309-120V	KG 4309-400V
Order number wall mounted	43080001	43081001	43082001	43090001	43091001	43092001
Order number recessed	43080081	43081081	43082081	43090081	43091081	43092081
Order number stainless steel 304 (V2A)	43XXXX2					
Cooling capacity L35L35	750 W @ 50 Hz 780 W @ 60 Hz	780 W @ 60 Hz	750 W @ 50 Hz 780 W @ 60 Hz	850 W @ 50 Hz 880 W @ 60 Hz	880 W @ 60 Hz	850 W @ 50 Hz 880 W @ 60 Hz
Cooling capacity L35L50	580 W @ 50 Hz 610 W @ 60 Hz	510 W @ 60 Hz	580 W @ 50 Hz 610 W @ 60 Hz	640 W @ 50 Hz 665 W @ 60 Hz	660 W @ 60 Hz	640 W @ 50 Hz 665 W @ 60 Hz
Compressor type	Reciprocating compressor					
Operating temperature range	+10°C - +55°C					
Setting range	+20°C - +55°C					
System air flow ambient / cabinet	435 / 200 m³/h					
Unimpeded air flow ambient / cabinet	550 / 250 m³/h					
Mounting	wall mounted / recessed					
Dimensions A x B x C wall mounted	650 x 315 x 260 mm					
Dimensions A x B x C (D+E) recessed	715 x 372 x 260 (170+90) mm					
Housing material / colour	Mild steel, powder coated, RAL 7035					
Weight	27.7 kg	33.7 kg		30 kg	36 kg	
ELECTRICAL DATA						
Voltage / Frequency	230 V ~ 50/60 Hz	120 V ~ 60 Hz	400 / 460 V ~ 50/60 Hz 2~	230 V ~ 50/60 Hz	120 V ~ 60 Hz	400 / 460 V ~ 50/60 Hz 2~
Current L35L35	2.3 A / 2.5 A	5.8 A	1.6 / 1.3 A	3 / 3.2 A	6.4 A	2 / 1.8 A
Starting current	10.1 A	20.5 A	4.5 A	15.9 A	30 A	5.1 A
Max. current	3.8 A	6.4 A	2.4 / 2.1 A	4.1 A	8.2 A	2.6 / 2.3 A
Nominal power L35L35	410 / 490 W	540 W		530 / 610 W	640 W	
Max. power	780 W	860 W		810 W	870 W	
Fuse rating	6 A (T)	16 A (T)	2 x 3.6 A (T)	10 A (T)	16 A (T)	2 x 3.6 A (T)
Connection	Connection terminal block					
Ingress protection	IP 54					
Certification	CE, cURus, cULus					

For filtermedia, aluminium filters, stainless steel filter holders and door switch please refer to page 54


Performance graphs



KG 4310
KG 4315



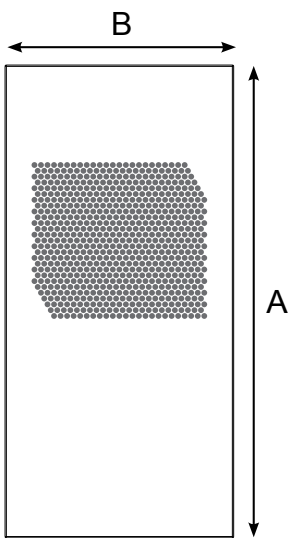
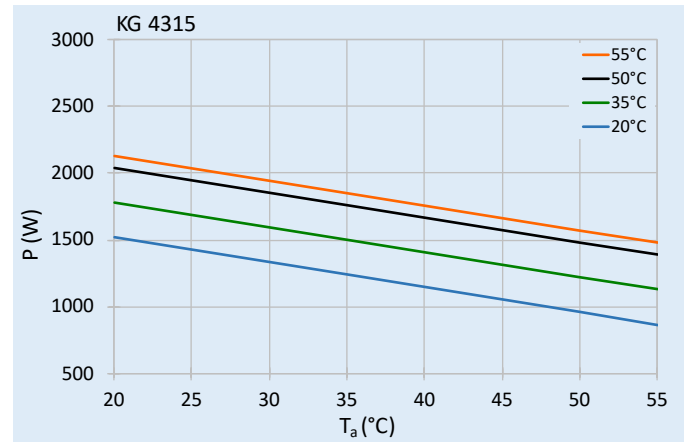
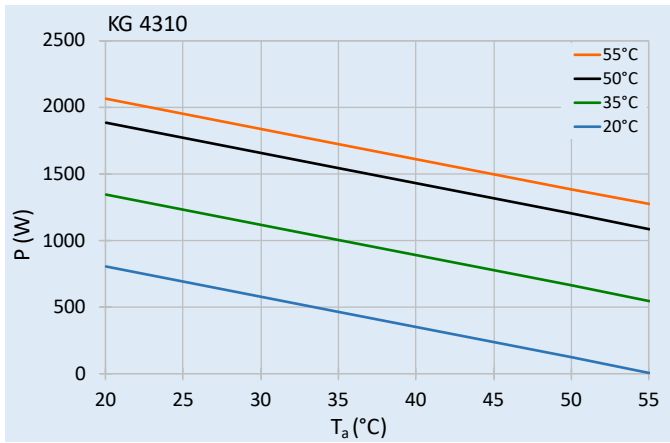
- Cooling capacities: 1 kW and 1.5 kW
- Nano-coated hydrophobic condenser
- Virtually maintenance free
- Adjustable electronic controller with display
- Optional condensate evaporator
- Standard recess depth of 90 mm
- Assembly parts, mounting template and condensation kit included




Model	KG 4310-230V	KG 4310-120V	KG 4310-400V	KG 4315-230V	KG 4315-120V	KG 4315-400V
Order number wall mounted	43100001	43101001	43102001	43150001	43151001	43152001
Order number recessed	43100081	43101081	43102081	43150081	43151081	43152081
Order number stainless steel 304 (V2A)	43XXXX2					
Cooling capacity L35L35	1.00 kW @ 50 Hz 1.08 kW @ 60 Hz	1.08 kW @ 60 Hz	1.00 kW @ 50 Hz 1.08 kW @ 60 Hz	1.50 kW @ 50 Hz 1.63 kW @ 60 Hz	1.63 kW @ 60 Hz	1.50 kW @ 50 Hz 1.63 kW @ 60 Hz
Cooling capacity L35L50	730 W @ 50 Hz 745 W @ 60 Hz	745 W @ 60 Hz	730 W @ 50 Hz 745 W @ 60 Hz	1.22 kW @ 50 Hz 1.32 kW @ 60 Hz	1.32 kW @ 60 Hz	1.22 kW @ 50 Hz 1.32 kW @ 60 Hz
Compressor type	Reciprocating compressor					
Operating temperature range	+10°C - +55°C					
Setting range	+20°C - +55°C					
System air flow ambient / cabinet	410 / 300 m³/h			480 / 385 m³/h		
Unimpeded air flow ambient / cabinet	850 / 550 m³/h			850 / 550 m³/h		
Mounting	wall mounted / recessed					
Dimensions A x B x C wall mounted	650 x 315 x 260 mm			980 x 395 x 260 mm		
Dimensions A x B x C (D+E) recessed	715 x 372 x 260 (170+90) mm			1,045 x 452 x 270 (180+90) mm		
Housing material / colour	Mild steel, powder coated / RAL 7035					
Weight	30 kg	36 kg		39.7 kg		47.7 kg
ELECTRICAL DATA						
Voltage / Frequency	230 V ~ 50/60 Hz	120 V ~ 60 Hz	400 / 460 V ~ 50/60 Hz 2~	230 V ~ 50/60 Hz	120 V ~ 60 Hz	400 / 460 V ~ 50/60 Hz 2~
Current L35L35	3.2 A	6.7 A	1.8 / 2 A	4.6 / 5.1 A	9.6 A	2.9 / 2.5 A
Starting current	15.9 A	30.2 A	5.1 A	21.2 A	39.4 A	5.3 A
Max. current	4.1 A	8.6 A	2.6 / 2.3 A	5.6 A	11.8 A	3.5 / 3.1 A
Nominal power L35L35	550 / 640 W	700 W		800 / 920 W	880 W	
Max. power	820 W	900 W		1.17 kW	1.29 kW	
Fuse rating	10 A (T)	16 A (T)	2 x 3.6 A (T)	10 A (T)	16 A (T)	2 x 6 A (T)
Connection	Connection terminal block					
Ingress protection	IP 54					
Certification	CE, cURus, cULus					

For filtermedia, aluminium filters, stainless steel filter holders and door switch please refer to page 54

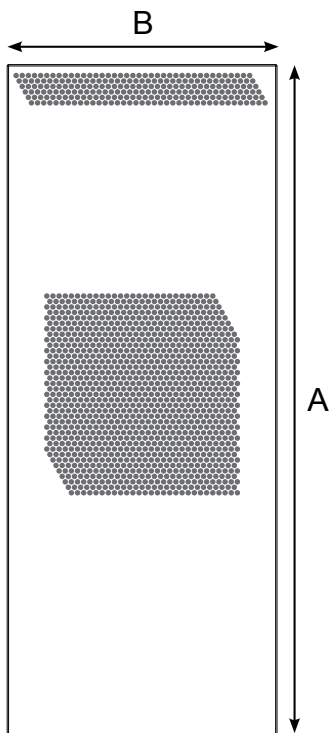
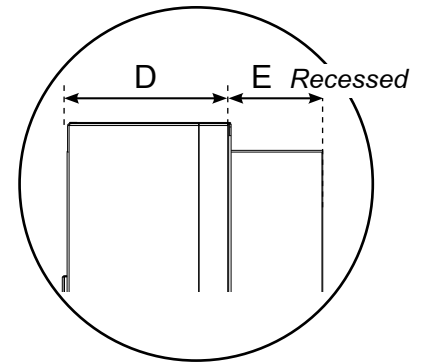
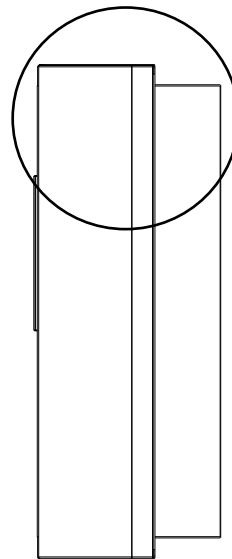
Performance graphs




KG 4310



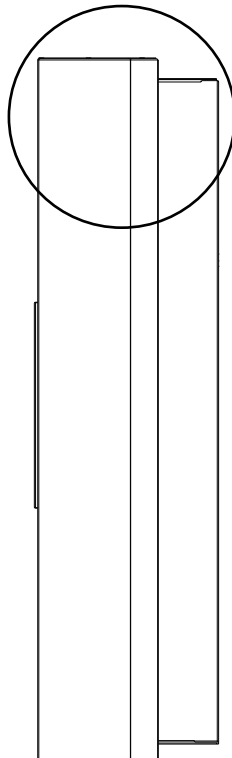
C Wall mounted



KG 4315



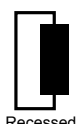

C Wall mounted



KG 4320
KG 4325



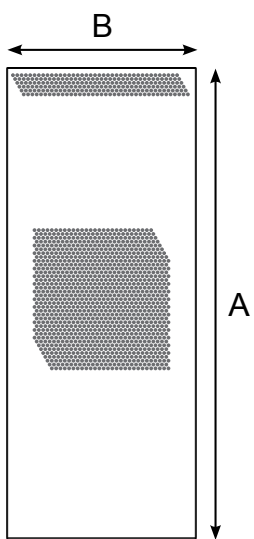
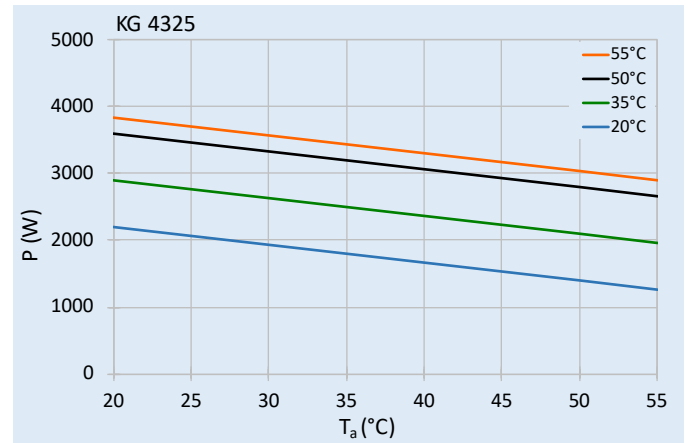
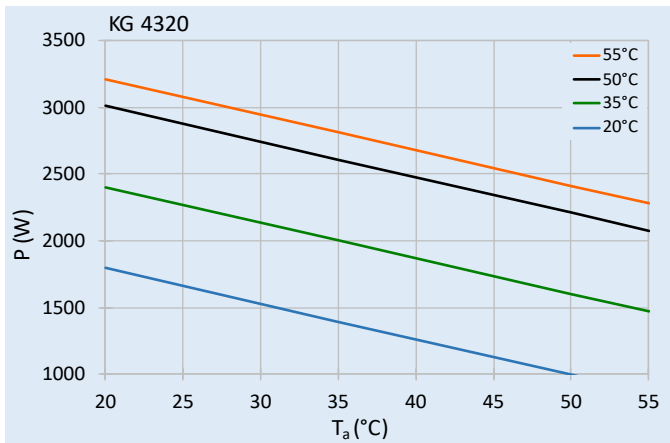
- Cooling capacities: 2 kW and 2.5 kW
- Nano-coated hydrophobic condenser
- Virtually maintenance free
- Adjustable electronic controller with display
- Optional condensate evaporator
- Standard recess depth of 90 mm
- Assembly parts, mounting template and condensation kit included



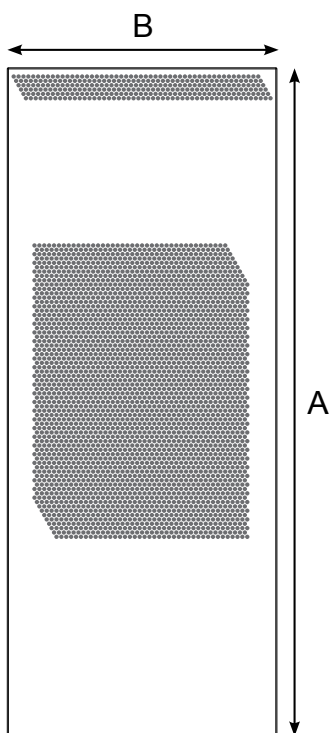
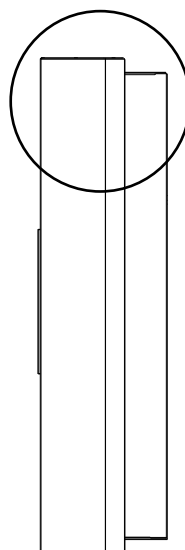
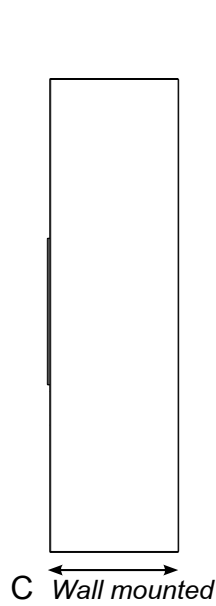
Model	KG 4320-230V	KG 4320-120V	KG 4320-400V	KG 4325-230V	KG 4325-120V	KG 4325-400V
Order number wall mounted	43200001	43201001	43202001	43250001	43251001	43252001
Order number recessed	43200081	43201081	43202081	43250081	43251081	43252081
Order number stainless steel 304 (V2A)	43XXXX2					
Cooling capacity L35L35	2 kW			2.5 kW		
Cooling capacity L35L50	1.60 kW @ 50 Hz 1.65 kW @ 60 Hz	1.65 kW @ 60 Hz	1.60 kW @ 50 Hz 1.65 kW @ 60 Hz	1.97 kW @ 50 Hz 2.10 kW @ 60 Hz	2.04 kW @ 60 Hz	1.97 kW @ 50 Hz 2.10 kW @ 60 Hz
Compressor type	Rotary piston compressor					
Operating temperature range	+10°C - +55°C					
Setting range	+20°C - +55°C					
System air flow ambient / cabinet	650 / 470 m³/h			750 / 550 m³/h		
Unimpeded air flow ambient / cabinet	1,200 / 850 m³/h			1,200 / 1,200 m³/h		
Mounting	wall mounted / recessed					
Dimensions A x B x C wall mounted	980 x 395 x 260 mm			1,230 x 500 x 340 mm		
Dimensions A x B x C (D+E) recessed	1,045 x 452 x 270 (180+90) mm			1,295 x 557 x 340 (250+90) mm		
Housing material / colour	Mild steel, powder coated, RAL 7035					
Weight	44.2 kg	50 kg	44.2 kg	65 kg	73 kg	
ELECTRICAL DATA						
Voltage / Frequency	230 V ~ 50/60 Hz	120 V ~ 60 Hz	380-415 V 50 Hz 3~ 400-460 V 60 Hz 3~	230 V ~ 50/60 Hz	120 V ~ 60 Hz	400 / 460 V ~ 50/60 Hz 2~
Current L35L35	5.5 / 6.5 A	11.2 A	3.1 / 2.7 A	3.9 / 5.3 A	8.7 A	2.9 / 2.6 A
Starting current	22.3 A	40.1 A	5.7 / 6.4 A	23 A	45.1 A	6.1 / 6.8 A
Max. current	9.4 A	18.8 A	3.6 / 3.2 A	6.6 A	13.5 A	3.8 / 3.2 A
Nominal power L35L35	1.17 / 1.41 kW	1.28 kW	1.26 / 1.35 kW	0.91 / 1.16 kW	970 W	0.94 / 1.18 kW
Max. power	1.65 / 2.10 kW	1.42 W		1.19 / 1.48 kW	1.27 kW	1.25 / 1.46 kW
Fuse rating	10 A (T)	20 A (T)	3 x 6 A (T)	10 A (T)	16 A (T)	2 x 6 A (T)
Connection	Connection terminal block					
Ingress protection	IP 54					
Certification	CE, cURus, cULus					

For filtermedia, aluminium filters, stainless steel filter holders and door switch please refer to page 54

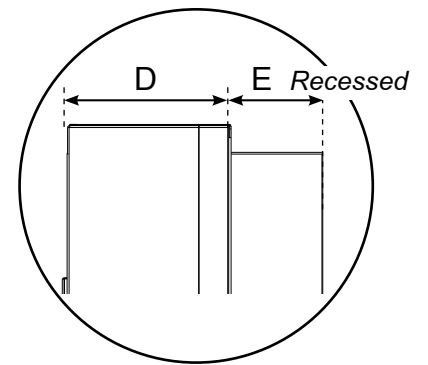
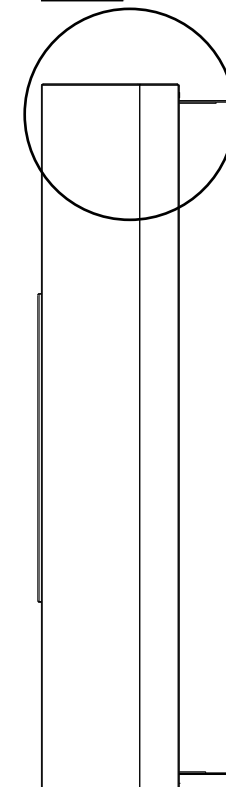

Performance graphs



KG 4320



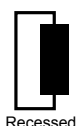

KG 4325



KG 4330
KG 4340



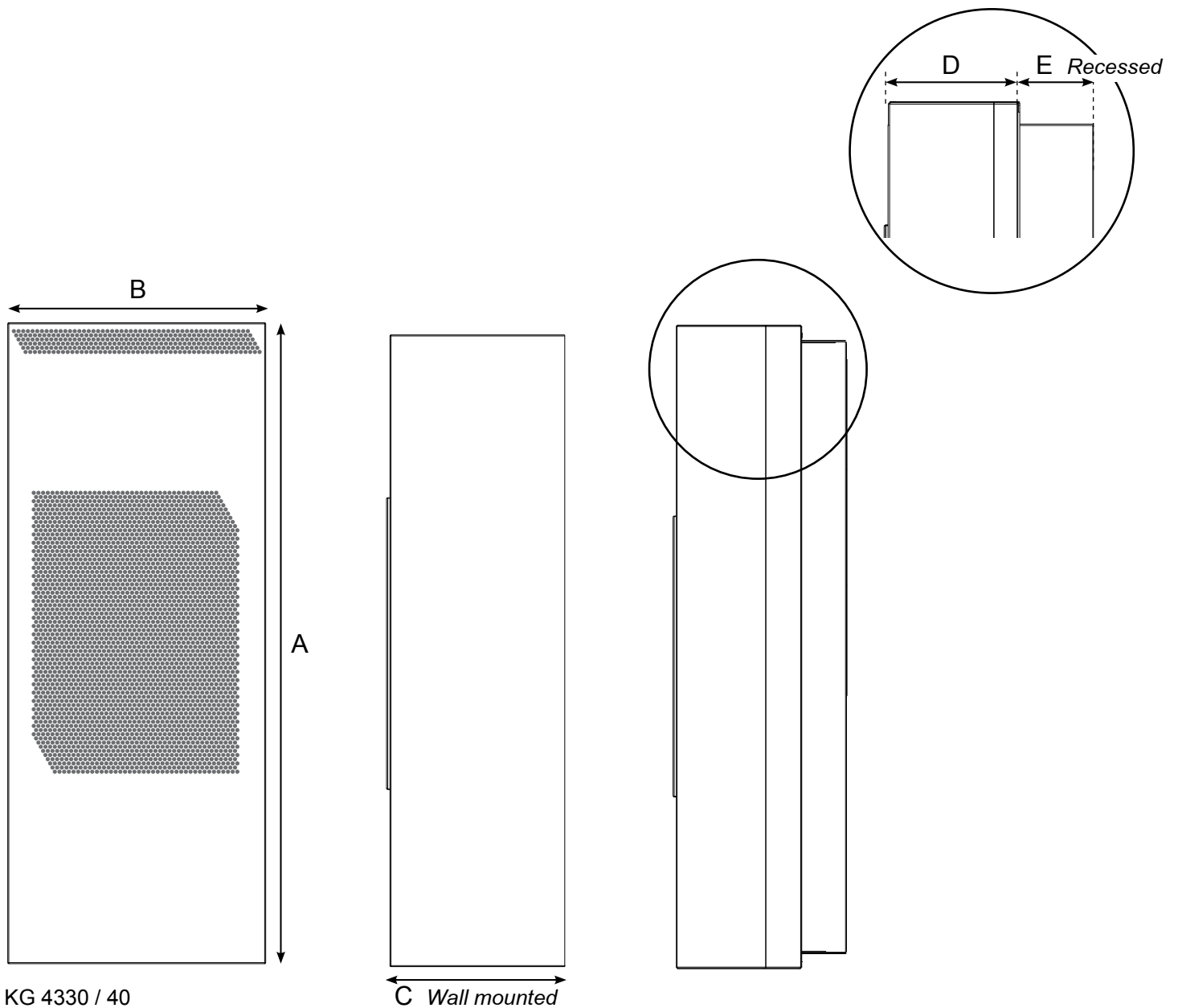
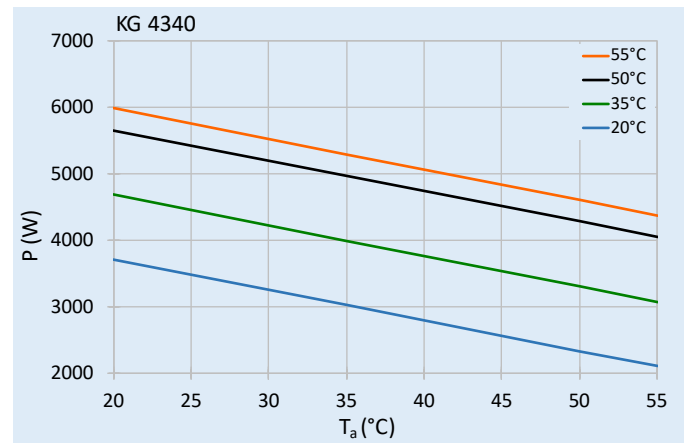
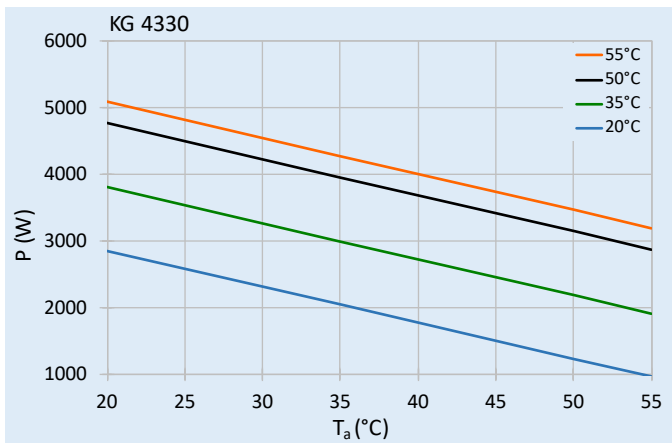
- Cooling capacities: 3 kW and 4 kW
- Nano-coated hydrophobic condenser
- Virtually maintenance free
- Adjustable electronic controller with display
- Optional condensate evaporator
- Standard recess depth of 90 mm
- Assembly parts, mounting template and condensation kit included



Model	KG 4330-230V	KG 4330-120V	KG 4330-400V	KG 4340-230V	KG 4340-400V
Order number wall mounted	43300001	43301001	43302001	43400001	43402001
Order number recessed	43300081	43301081	43302081	43400081	43402081
Order number stainless steel 304 (V2A)	43XXXX2				
Cooling capacity L35L35	3 kW			4 kW	
Cooling capacity L35L50	2.38 kW @ 50 Hz 2.51 kW @ 60 Hz	2.42 kW @ 60 Hz	2.38 kW @ 50 Hz 2.51 kW @ 60 Hz	3.18 kW @ 50 Hz 3.36 kW @ 60 Hz	3.18 kW @ 50 Hz 3.36 kW @ 60 Hz
Compressor type	Rotary piston compressor				
Operating temperature range	+10°C - +55°C				
Setting range	+20°C - +55°C				
System air flow ambient / cabinet	750 / 860 m³/h			1,050 / 860 m³/h	
Unimpeded air flow ambient / cabinet	1,200 / 1,200 m³/h			1,500 / 1,200 m³/h	
Mounting	wall mounted / recessed				
Dimensions A x B x C wall mounted	1,230 x 500 x 340 mm				
Dimensions A x B x C (D+E) recessed	1,295 x 557 x 340 (250+90) mm				
Housing material / colour	Mild steel, powder coated / RAL 7035				
Weight	67.5 kg	75 kg	72.5 kg	69 kg	72.5 kg
ELECTRICAL DATA					
Voltage / Frequency	230 V ~ 50/60 Hz	120 V ~ 60 Hz	380-415 V 50 Hz 3~ 400-460 V 60 Hz 3~	230 V ~ 50/60 Hz	380-415 V 50 Hz 3~ 400-460 V 60 Hz 3~
Current L35L35	5.6 / 7.6 A	15.3 A	2.1 / 2.3 A	8.9 / 10.2 A	2.9 / 2.7 A
Starting current	25.1 A	49 A	7.6 / 8.1 A	29.6 A	8.2 / 8.5 A
Max. current	9.2 A	18.4 A	3.3 / 3.5 A	14.2 A	4.6 / 4.4 A
Nominal power L35L35	1.33 / 1.69 kW	1.37 kW	1.34 / 1.7 kW	1.88 / 2.31 kW	1.91 / 2.33 kW
Max. power	1.61 / 2.06 kW	1.65 kW	1.66 / 2.1 kW	2.40 / 3.72 kW	2.43 / 3.30 kW
Fuse rating	16 A (T)	20 A (T)	3 x 6 A (T)	20 A (T)	3 x 6 A (T)
Connection	Connection terminal block				
Ingress protection	IP 54				
Certification	CE, cURus, cULus				

For filtermedia, aluminium filters, stainless steel filter holders and door switch please refer to page 54


Performance graphs



OC 5704
OC 5705

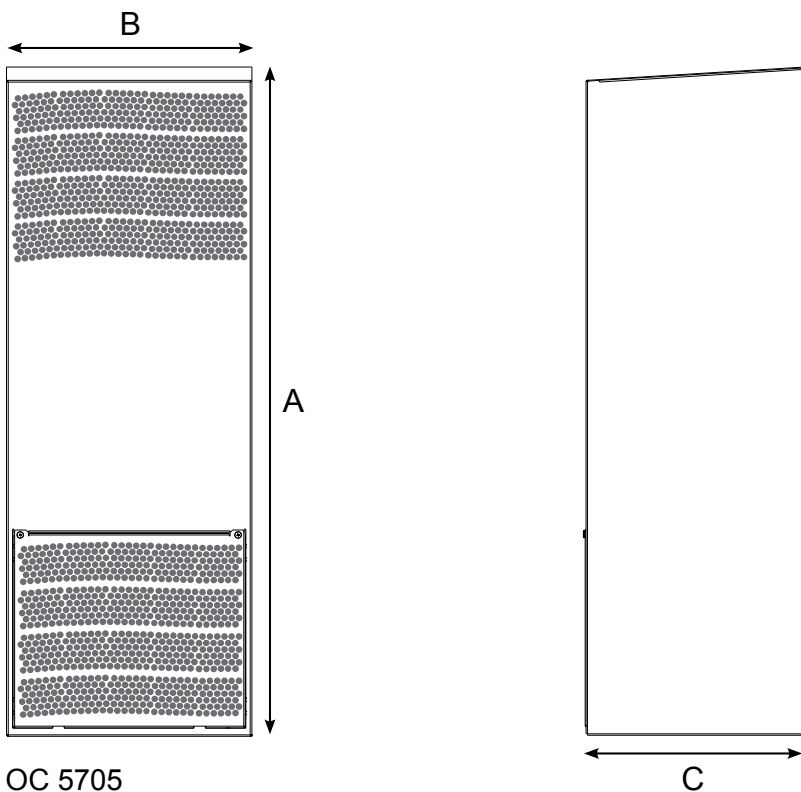
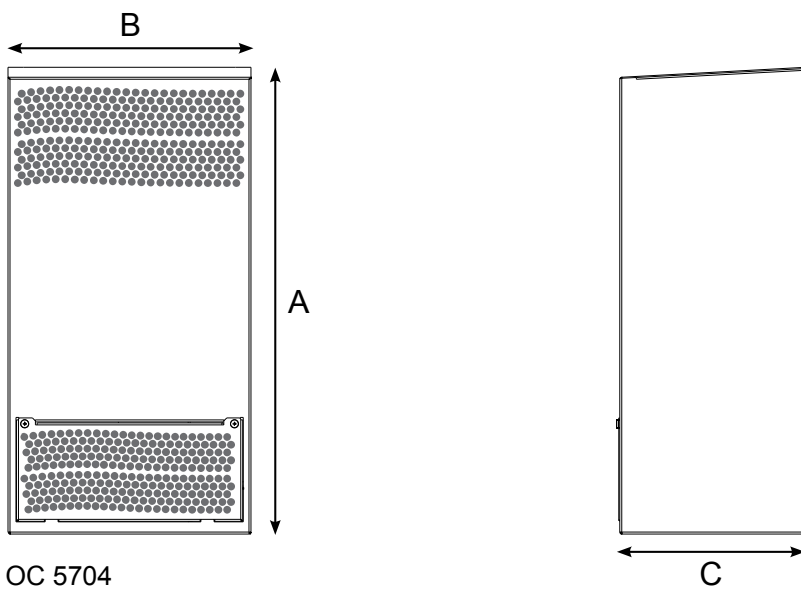
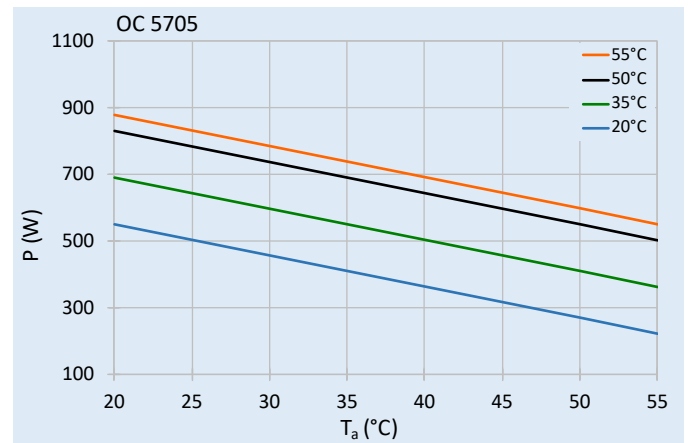
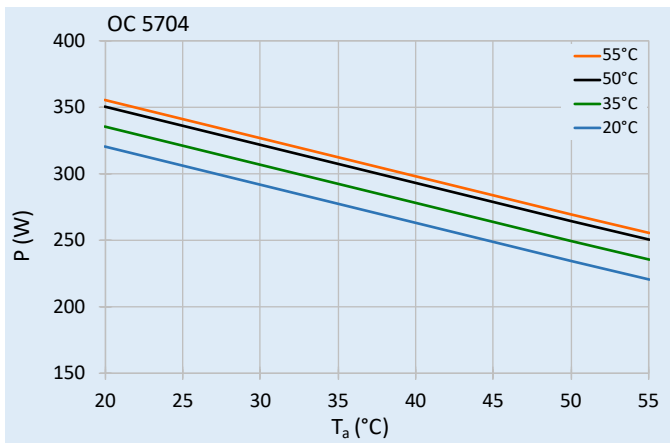


- Cooling capacities: 290 W and 550 W
- Suitable for most Outdoor applications without filter
- Stainless steel models comply to NEMA / UL Type 4X
- Adjustable electronic controller with display (rear)
- All models fitted with condensate evaporation
- Virtually maintenance free
- Assembly parts, mounting template and condensation kit included



Model	OC 5704-230V	OC 5704-120V	OC 5705-230V	OC 5705-120V	OC 5705-400V
Order number	570400001	570410001	570500001	570510001	570520001
Order number with cabinet heater	570401001	570411001	570501001	570511001	570521001
Order number with stainless steel	57XXXX62 for stainless steel 304 (V2A) / 57XXXX64 for stainless steel 316 (V4A)				
Cooling capacity L35L35	290 W @ 50 Hz 300 W @ 60 Hz	300 W @ 60 Hz	550 W @ 50 Hz 570 W @ 60 Hz	570 W @ 60 Hz	550 W @ 50 Hz 570 W @ 60 Hz
Cooling capacity L35L50	250 W @ 50 Hz 250 W @ 60 Hz	250 W @ 60 Hz	445 W @ 50 Hz 490 W @ 60 Hz	490 W @ 60 Hz	445 W @ 50 Hz 490 W @ 60 Hz
Heating capacity (optional)	150 W		400 W		
Compressor type	Rotary piston compressor		Reciprocating compressor		
Operating temperature range	-40°C - +55°C				
Setting range	+20°C - +55°C (cooling) / -40°C - +20°C (heating)				
System air flow ambient / cabinet	85 / 85 m³/h		315 / 165 m³/h		
Unimpeded air flow ambient / cabinet	300 / 136 m³/h		850 / 250 m³/h		
Mounting	wall mounted				
Dimensions A x B x C	480 x 250 x 190 mm		830 x 304 x 270 mm		
Housing material / colour	Mild steel, powder coated / RAL 7035				
Weight	15.2 kg	15.4 kg	30 kg	32 kg	
ELECTRICAL DATA					
Voltage / Frequency	230 V ~ 50/60 Hz	120 V ~ 60 Hz	230 V ~ 50/60 Hz	120 V ~ 60 Hz	400 / 460 V ~ 50/60 Hz 2~
Current L35L35	1.5 A	2.4 A	2.6 A	5.2 A	1.5 / 1.3 A
Starting current	8 A		10 A	20 A	5 A
Max. current	1.62 A	2.9 A	2.8 A	5.6 A	1.6 / 1.4 A
Nominal power L35L35	290 W	270 W	410 W	425 W	410 / 440 W
Max. power	340 W	330 W	620 W		
Fuse rating	3 A (T)	5 A (T)	4 A (T)	8 A (T)	2 x 3 A (T)
Connection	Connection terminal block				
Ingress protection	IP 56 / Type 12, 3, 3R, 4, 4X				
Certification	CE, cURus, cULus				


Performance graphs



OC 5708
OC 5709

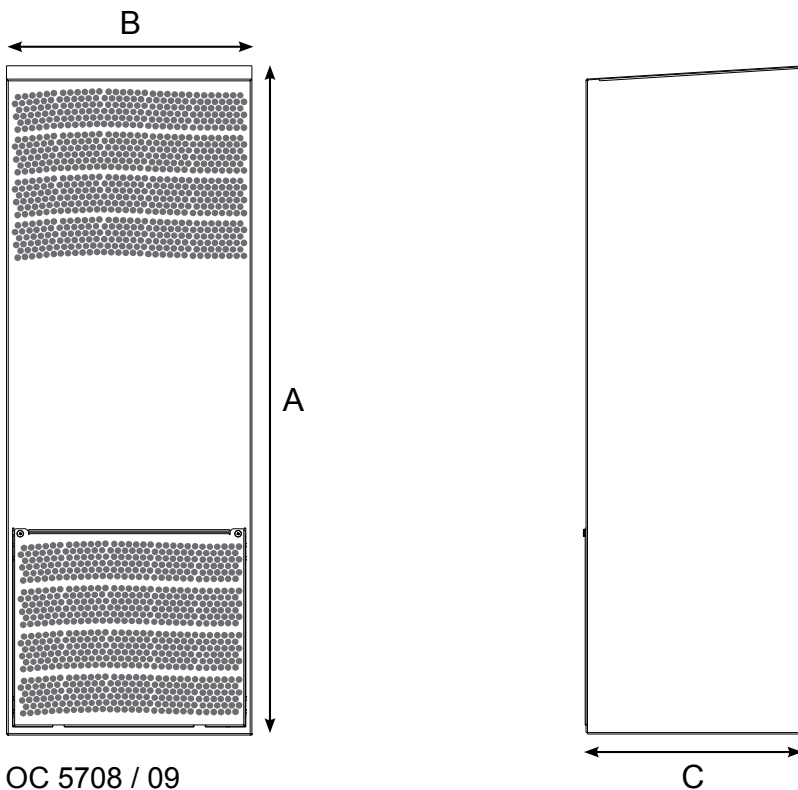
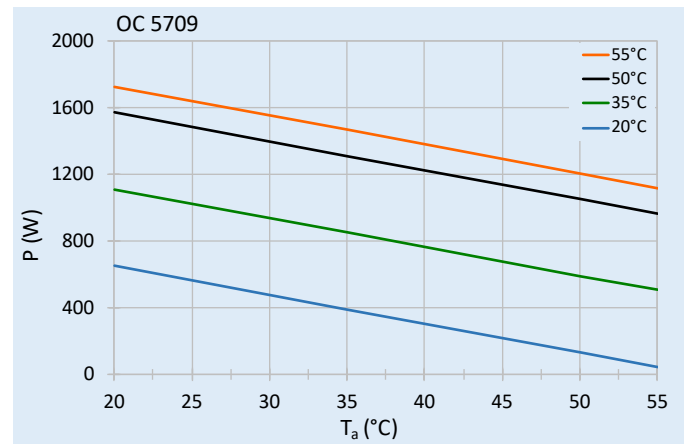
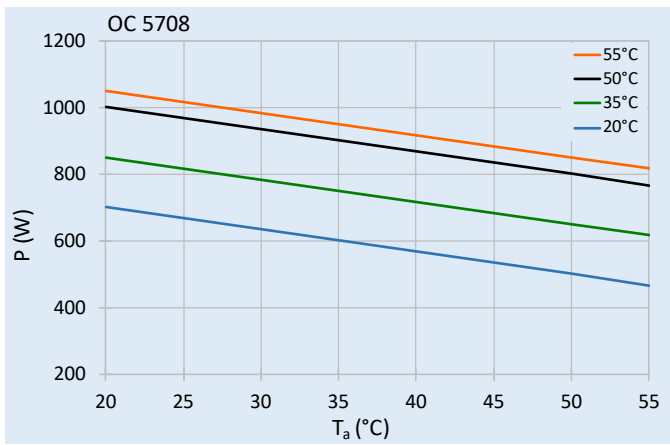


- Cooling capacities: 750 W and 880 W
- Suitable for most Outdoor applications without filter
- Stainless steel models comply to NEMA / UL Type 4X
- Adjustable electronic controller with display (rear)
- All models fitted with condensate evaporation
- Virtually maintenance free
- Assembly parts, mounting template and condensation kit included



Model	OC 5708-230V	OC 5708-120V	OC 5708-400V	OC 5709-230V	OC 5709-120V	OC 5709-400V
Order number	570800001	570810001	570820001	570900001	570910001	570920001
Order number with cabinet heater	570801001	570811001	570821001	570901001	570911001	570921001
Order number with stainless steel	57XXXX62 for stainless steel 304 (V2A) / 57XXXX64 for stainless steel 316 (V4A)					
Cooling capacity L35L35	750 W @ 50 Hz 830 W @ 60 Hz	830 W @ 60 Hz	750 W @ 50 Hz 830 W @ 60 Hz	850 W @ 50 Hz 880 W @ 60 Hz	880 W @ 60 Hz	850 W @ 50 Hz 880 W @ 60 Hz
Cooling capacity L35L50	650 W @ 50 Hz 695 W @ 60 Hz	695 W @ 60 Hz	650 W @ 50 Hz 695 W @ 60 Hz	610 W @ 50 Hz 660 W @ 60 Hz	660 W @ 60 Hz	610 W @ 50 Hz 660 W @ 60 Hz
Heating capacity	400 W					
Compressor type	Reciprocating compressor					
Operating temperature range	-40°C - +55°C					
Setting range	+20°C - +55°C (cooling) / -40°C - +20°C (heating)					
System air flow ambient / cabinet	315 / 165 m³/h			410 / 200 m³/h		
Unimpeded air flow ambient / cabinet	850 / 250 m³/h			850 / 250 m³/h		
Mounting	wall mounted					
Dimensions A x B x C	830 x 304 x 270 mm					
Housing material / colour	Mild steel, powder coated / RAL 7035					
Weight	30 kg	32 kg	35 kg	32 kg	37 kg	
ELECTRICAL DATA						
Voltage / Frequency	230 V ~ 50/60 Hz	120 V ~ 60 Hz	400 / 460 V ~ 50/60 Hz 2~	230 V ~ 50/60 Hz	120 V ~ 60 Hz	400 / 460 V ~ 50/60 Hz 2~
Current L35L35	3.1 A	6.2 A	2.2 / 1.9 A	3 / 3.2 A	8.2 A	2.1 / 2.3 A
Starting current	10 A	20 A	6 A / 5 A	15 A	33 A	10 A
Max. current	3.7 A	7.4 A	2.4 / 2.1 A	3.8 A	8.6 A	2.5 A
Nominal power L35L35	470 W			530 / 610 W	640 W	730 / 770 W
Max. power	580 W			870 W		
Fuse rating	5 A (T)	16 A (T)	2 x 3 A (T)	6 A (T)	16 A (T)	2 x 5 A (T)
Connection	Connection terminal block					
Ingress protection	IP 56 / Type 12, 3, 3R, 4, 4X					
Certification	CE, cURus, cULus					


Performance graphs



OC 5710
OC 5715

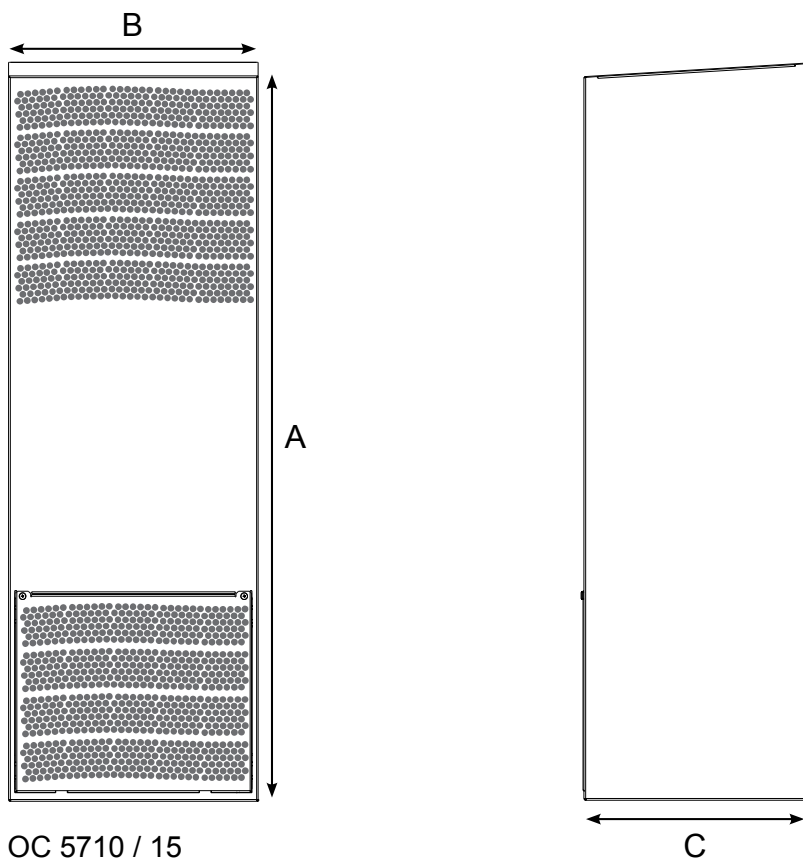
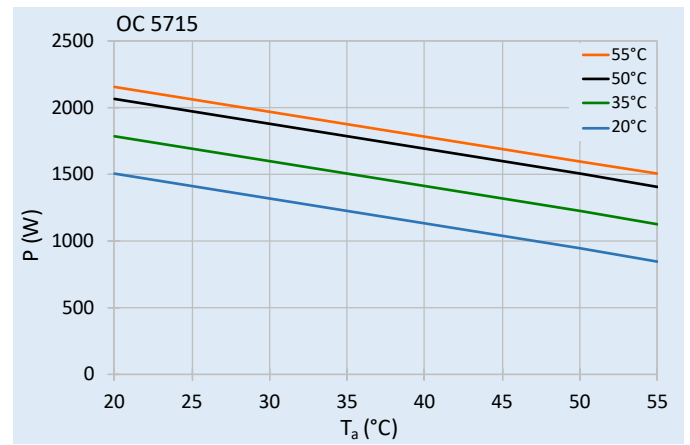
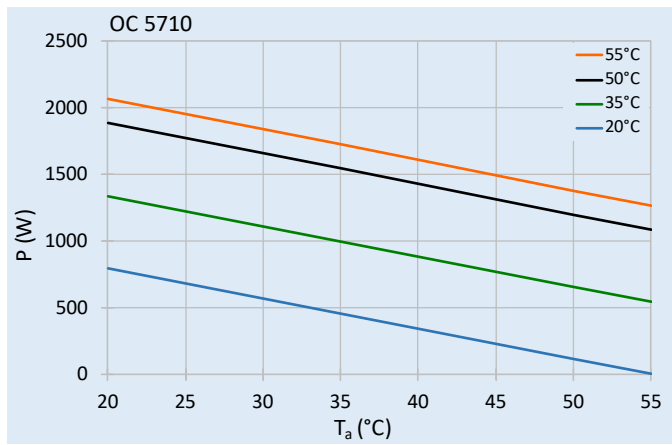


- Cooling capacities: 1 kW and 1.5 kW
- Suitable for most Outdoor applications without filter
- Stainless steel models comply to NEMA / UL Type 4X
- Adjustable electronic controller with display (rear)
- All models fitted with condensate evaporation
- Virtually maintenance free
- Assembly parts, mounting template and condensation kit included



Model	OC 5710-230V	OC 5710-120V	OC 5710-400V	OC 5715-230V	OC 5715-120V	OC 5715-400V
Order number	571000001	571010001	571020001	571500001	571510001	571520001
Order number with cabinet heater	571001001	571011001	571021001	571501001	571511001	571521001
Order number with stainless steel	57XXXX62 for stainless steel 304 (V2A) / 57XXXX64 for stainless steel 316 (V4A)					
Cooling capacity L35L35	1.00 kW @ 50 Hz 1.08 kW @ 60 Hz	1.08 kW @ 60 Hz	1.00 kW @ 50 Hz 1.08 kW @ 60 Hz	1.5 kW @ 50/60 Hz	1.63 kW @ 60 Hz	1.50 kW @ 50 Hz 1.50 kW @ 60 Hz
Cooling capacity L35L50	660 W @ 50 Hz 720 W @ 60 Hz	720 W @ 60 Hz	660 W @ 50 Hz 720 W @ 60 Hz	1.25 kW @ 50 Hz 1.28 kW @ 60 Hz	1.32 kW @ 60 Hz	1.25 kW @ 50 Hz 1.28 kW @ 60 Hz
Heating capacity	400 W			1,000 W		
Compressor type	Reciprocating compressor					
Operating temperature range	-40°C - +55°C					
Setting range	+20°C - +55°C (cooling) / -40°C - +20°C (heating)					
System air flow ambient / cabinet	320 / 375 m³/h			655 / 400 m³/h		
Unimpeded air flow ambient / cabinet	850 / 550 m³/h			1,200 / 550 m³/h		
Mounting	wall mounted					
Dimensions A x B x C	900 x 304 x 270 mm			1,150 x 395 x 270 mm		
Housing material / colour	Mild steel, powder coated / RAL 7035					
Weight	38 kg	40 kg	39.5 kg	42 kg	50 kg	50 kg
ELECTRICAL DATA						
Voltage / Frequency	230 V ~ 50/60 Hz	120 V ~ 60 Hz	400 / 460 V ~ 50/60 Hz 2~	230 V ~ 50/60 Hz	120 V ~ 60 Hz	400 / 460 V ~ 50/60 Hz 2~
Current L35L35	4 / 4.2 A	8 A	2.1 / 2.3 A	5.4 / 5.4 A	10.8 A	3 / 3 A
Starting current	16 A	32 A	9.2 / 8 A	16 A	32 A	8 A
Max. current	5.4 A	10.8 A	2.9 / 2.7 A	6.8 / 7.1 A	14.2 A	3.4 / 3.6 A
Nominal power L35L35	770 / 830 W	770 W	770 / 830 W	1.07 kW		
Max. power	1.15 kW			1.30 kW		
Fuse rating	9 A (T)	18 A (T)	5 A (T)	12 A (T)	25 A (T)	6 A (T)
Connection	Connection terminal block					
Ingress protection	IP 56 / Type 12, 3, 3R, 4, 4X					
Certification	CE, cURus, cULus					


Performance graphs



OC 5720
OC 5726

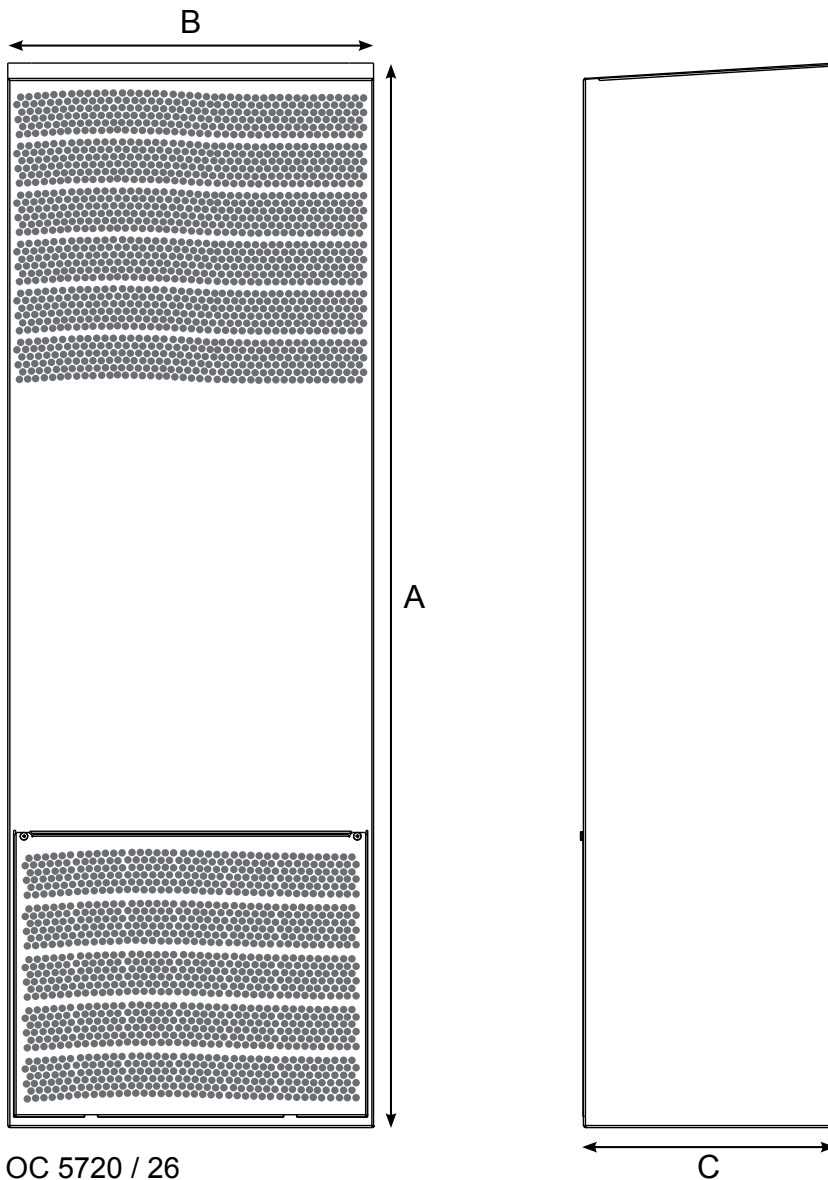
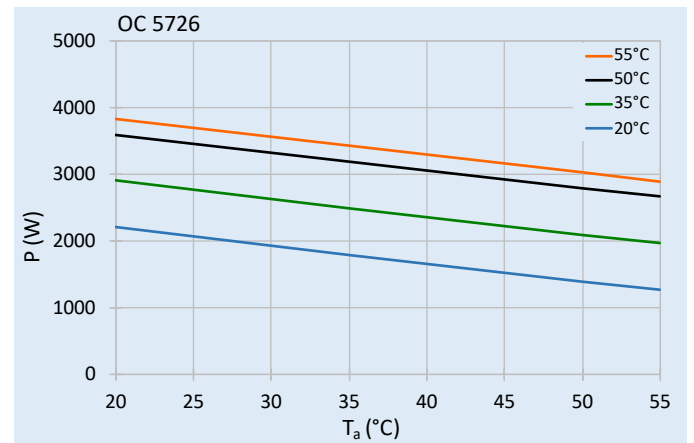
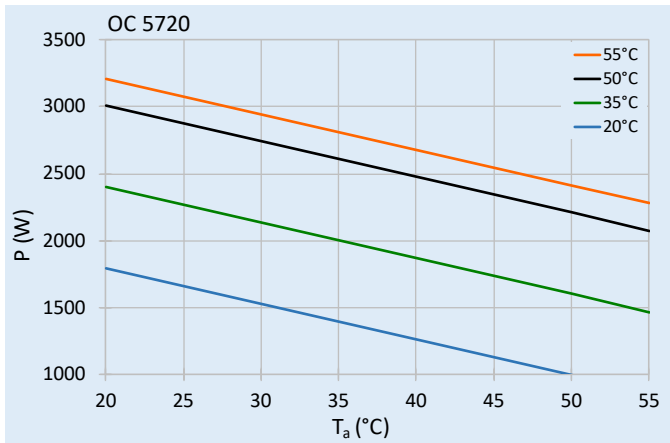


- Cooling capacities: 2 kW and 2.5 kW
- Suitable for most Outdoor applications without filter
- Stainless steel models comply to NEMA / UL Type 4X
- Adjustable electronic controller with display (rear)
- All models fitted with condensate evaporation
- Virtually maintenance free
- Assembly parts, mounting template and condensation kit included



Model	OC 5720-230V	OC 5720-120V	OC 5720-400V	OC 5726-230V	OC 5726-120V	OC 5726-400V
Order number	572000001	572010001	572020001	572600001	572610001	572620001
Order number with cabinet heater	572001001	572011001	572021001	572601001	572611001	572621001
Order number with stainless steel	57XXXX62 for stainless steel 304 (V2A) / 57XXXX64 for stainless steel 316 (V4A)					
Cooling capacity L35L35	2 kW			2.5 kW		
Cooling capacity L35L50	1.6 kW			1.97 kW @ 50 Hz 2.04 kW @ 60 Hz	1.97 kW @ 60 Hz	1.97 kW @ 50 Hz 2.04 kW @ 60 Hz
Heating capacity	1,000 W			1,500 W		
Compressor type	Rotary piston compressor					
Operating temperature range	-40°C - +55°C					
Setting range	+20°C - +55°C (cooling) / -40°C - +20°C (heating)					
System air flow ambient / cabinet	655 / 400 m³/h			765 / 950 m³/h		
Unimpeded air flow ambient / cabinet	1,200 / 850 m³/h			1,200 / 1,200 m³/h		
Mounting	wall mounted					
Dimensions A x B x C	1,150 x 395 x 270 mm			1,550 x 457 x 355 mm		
Housing material / colour	Mild steel, powder coated / RAL 7035					
Weight	49 kg	52 kg	49 kg	78 kg	80 kg	80 kg
ELECTRICAL DATA						
Voltage / Frequency	230 V ~ 50/60 Hz	120 V ~ 60 Hz	380-415 V 50 Hz 3~ 400-460 V 60 Hz 3~	230 V ~ 50/60 Hz	120 V ~ 60 Hz	400 / 460 V ~ 50/60 Hz 2~
Current L35L35	5.5 / 6.5 A	14.4 A	3.0 A	4.4 / 5.3 A	8.7 A	2.9 / 2.6 A
Starting current	16 A	32 A	8.5 A	22.5 A	45 A	6.1 / 6.8 A
Max. current	7.9 A	17.2 A	3.2 A	8.4 A	16.8 A	3.6 / 3.2 A
Nominal power L35L35	1.17 / 1.41 kW	1.61 kW	1.36 / 1.60 kW	1.03 / 1.16 kW	970 W	0.94 / 1.18 kW
Max. power	1.65 / 2.10 kW	1.93 kW	1.58 / 1.76 kW	1.30 / 1.64 kW	1.62 kW	1.30 / 1.64 kW
Fuse rating	13 A (T)	28 A (T)	3 x 6 A (T)	16 A (T)	20 A (T)	2 x 9 A (T)
Connection	Connection terminal block					
Ingress protection	IP 56 / Type 12, 3, 3R, 4, 4X					
Certification	CE, cURus, cULus					


Performance graphs



OC 5731
OC 5741
OC 8762



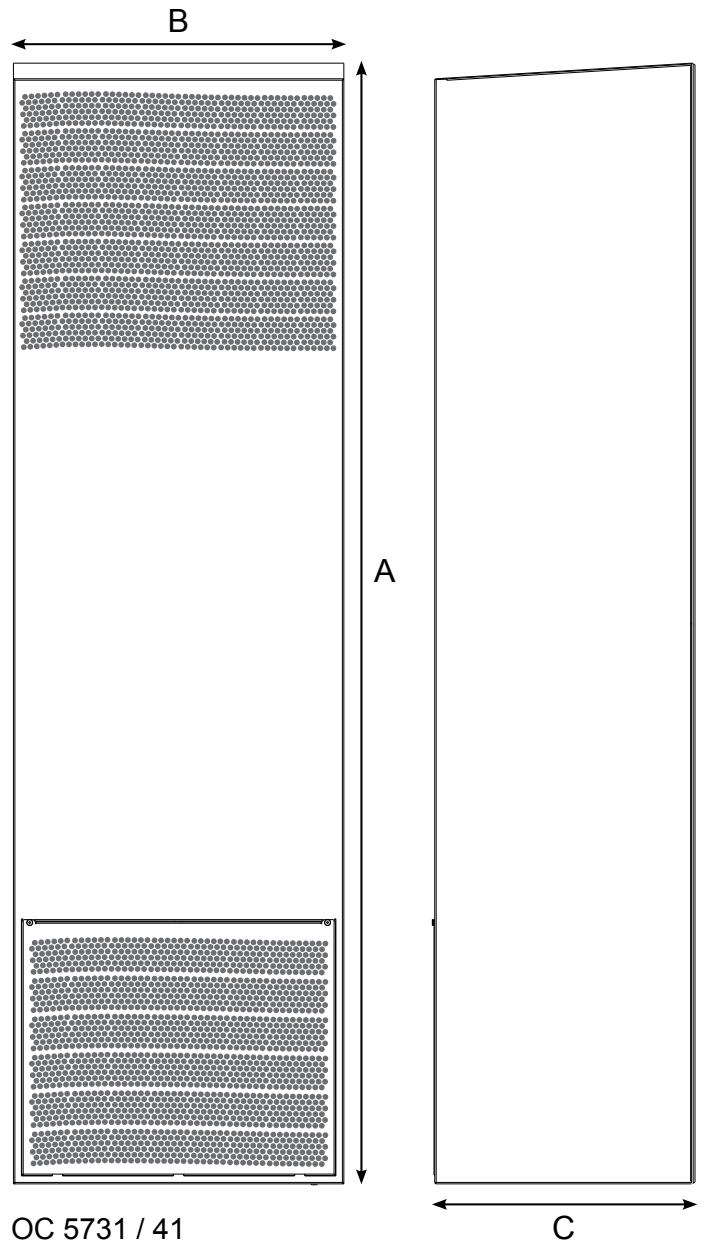
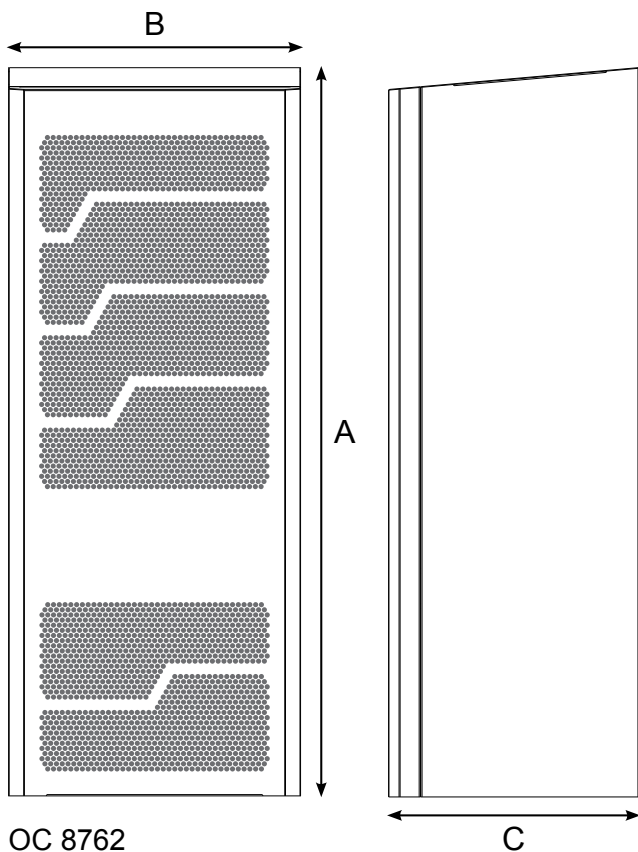
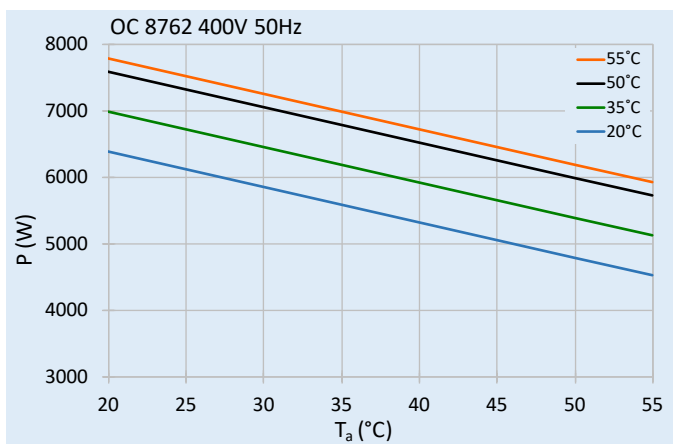
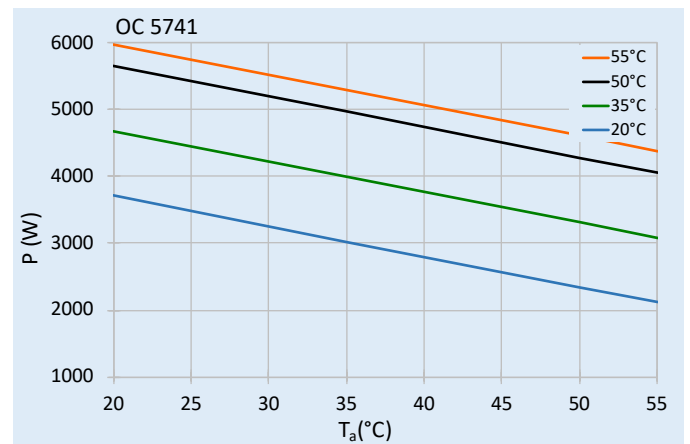
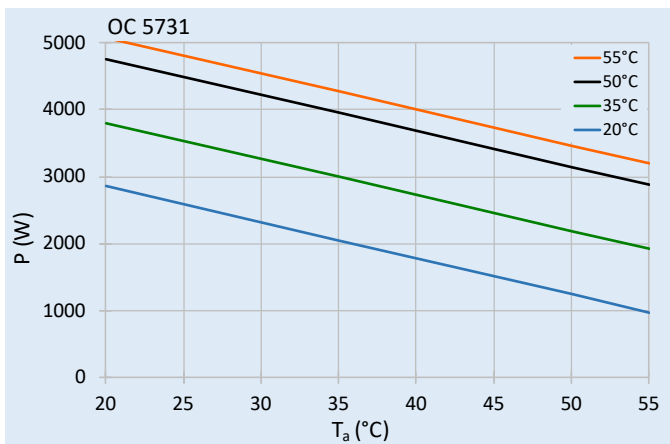
- Cooling capacities: 3 kW, 4 kW and 6 kW
- Suitable for most Outdoor applications without filter
- Stainless steel models comply to NEMA / UL Type 4X
- Adjustable electronic controller with display (rear)
- All models fitted with condensate evaporation
- Virtually maintenance free
- Assembly parts, mounting template and condensation kit included



Outdoor / UL Type 4X for challenging ambient conditions						
Model	OC 5731-230V	OC 5731-120V	OC 5731-400V	OC 5741-230V	OC 5741-400V	OC 8762-400V
Order number	573100001	573110001	573120001	574100001	574120001	876220001
Order number with cabinet heater	573101001	573111001	573121001	574101001	574121001	876221001
Order number with stainless steel	57(87)XXXX62 for stainless steel 304 (V2A) / 57(87)XXXX64 for stainless steel 316 (V4A)					
Cooling capacity L35L35	3 kW		4 kW		4.1 kW	6.2 kW
Cooling capacity L35L50	2.38 kW @ 50 Hz 2.51 kW @ 60 Hz	2.42 kW @ 60 Hz	2.38 kW @ 50 Hz 2.51 kW @ 60 Hz	3.18 kW @ 50 Hz 3.36 kW @ 60 Hz	3.25 kW @ 50 Hz 3.40 kW @ 60 Hz	5.4 kW
Heating capacity	1,500 W			2,000 W		1,800 W
Compressor type	Rotary piston compressor					Scroll compressor
Operating temperature range	-40°C - +55°C					
Setting range	+20°C - +55°C (cooling) / -40°C - +20°C (heating)					
System air flow ambient / cabinet	765 / 950 m³/h			990 / 950 m³/h		935 / 1080 m³/h
Unimpeded air flow ambient / cabinet	1,200 / 1,200 m³/h			1,500 / 1,200 m³/h		1,480 / 1,480 m³/h
Mounting	wall mounted					
Dimensions A x B x C	1,550 x 457 x 355 mm					1,135 x 455 x 390 mm
Housing material / colour	Mild steel, powder coated / RAL 7035					
Weight	75.3 kg	78 kg		82 kg	83 kg	91 kg
ELECTRICAL DATA						
Voltage / Frequency	230 V ~ 50/60 Hz	120 V ~ 60 Hz	380-415 V 50 Hz 3~ 400-460 V 60 Hz 3~	230 V ~ 50/60 Hz	380-415 V 50 Hz 3~ 400-460 V 60 Hz 3~	380-415 V 50 Hz 3~ 400-460 V 60 Hz 3~
Current L35L35	5.8 / 7.4 A	15.3 A	2.1 / 2.3 A	8.9 / 10.2 A	3.8 A	5.9 A / 6.2 A
Starting current	30 A	49 A	7.6 / 8.1 A	50 A	8.2 / 8.5 A	69 A
Max. current	9.9 A	18.4 A	3.3 / 3.5 A	13.7 A	5 A	9 / 9.8 A
Nominal power L35L35	1.32 / 1.67 kW	1.37 kW	1.34 / 1.70 kW	2 / 2.50 kW	1.91 kW	3 / 3.8 kW
Max. power	1.65 / 2.20 kW	1.65 kW	1.66 / 2.10 kW	2.4 / 3.27 kW	3.33 kW	5.7 / 6.3 kW
Fuse rating	16 A (T)	20 A (T)	3 x 6 A (T)	22 A (T)	3 x 8 A (T)	3 x 16 A (T)
Connection	Connection terminal block					Connectors ¹⁾
Ingress protection	IP 56 / Type 12, 3, 3R, 4, 4X					IP 56
Certification	CE, cURus, cULus					


¹⁾ 5 - pole terminal for signals, 4 - pole terminal for power

Performance graphs



TG 3030
TG 3050
TG 3102
TG 6105

- Cooling capacities: 30 W, 50 W and 100 W
- AC and DC models available
- Suitable for Indoor and Outdoor applications
- Can be mounted in any position ¹⁾
- NEMA / Type 4X rated
- Ingress protection rating of IP 66
- Virtually maintenance free



Protection



Wall mounted



Recessed

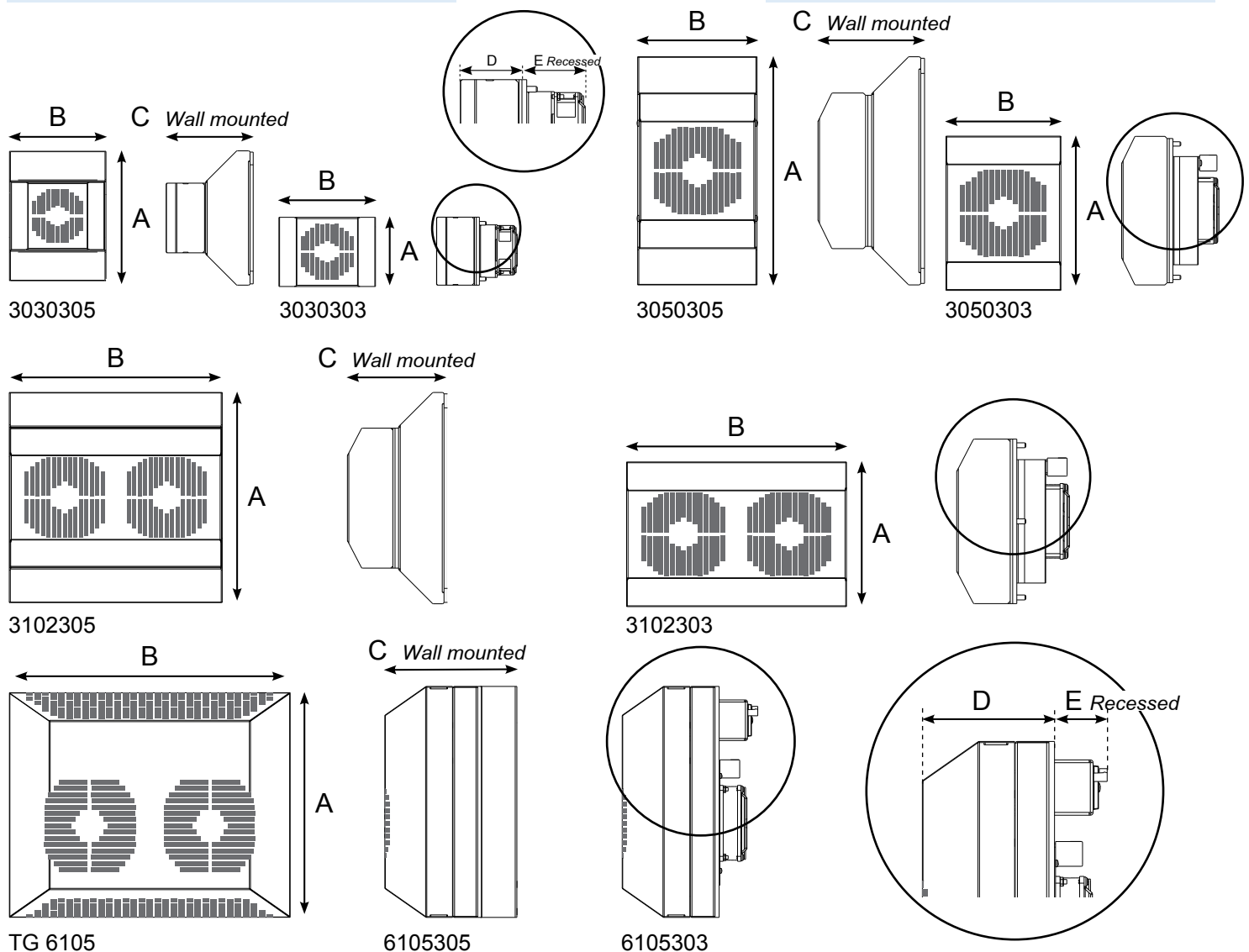
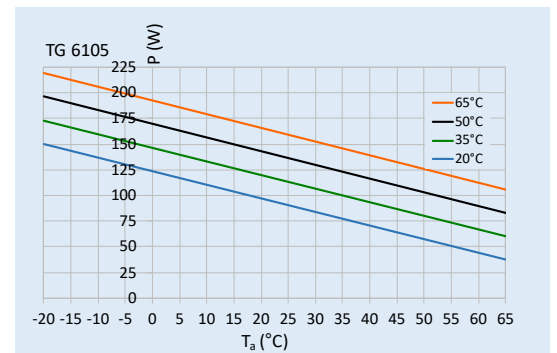
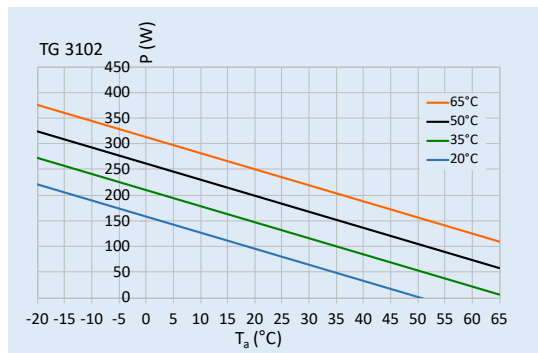
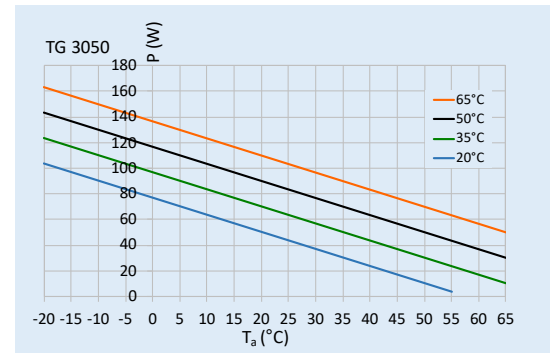
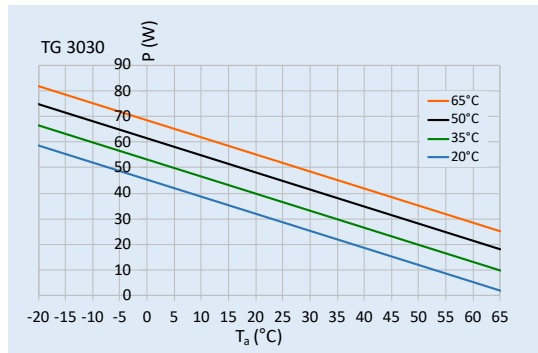


Maintenance free



Model	TG 3030	TG 3050	TG 3102	TG 6105	
Order number recessed	3030303	3050303	3102303	6105303	
Order number with frame	3030305	3050305	3102305	6105305	
Order number stainless steel 316 (V4A)	303030X4	305030X4	310230X4	610530X4	
Cooling capacity L35L35	30 W	50 W	100 W		
Operating temperature range	-20°C - +65°C				
Setting range	--			+20°C - +50°C (cooling)	
System air flow ambient / cabinet	39 / 20 m³/h	64 / 23 m³/h	128 / 46 m³/h		
Unimpeded air flow ambient / cabinet	75 / 62 m³/h	170 / 72 m³/h	213 / 90 m³/h		
Mounting	recessed / wall mounted (with frame)				
Dimensions A x B x C (D+E) recessed	110 x 154 x 128 (65+63) mm	206 x 154 x 135 (75+60) mm	200 x 304 x 138 (74+64) mm	280 X 350 x 165 (113+52) mm	
Dimensions A x B x C with frame	212 x 158 x 131 mm	302 x 158 x 137 mm	302 x 306 x 140 mm	280 x 350 x 165 mm	
Housing material	Stainless steel 304 (V2A)				
Weight (recessed / with frame)	1.8 / 2.6 kg	3.3 / 3.9 kg	5.9 / 7.4 kg	9.4 / 11 kg	
ELECTRICAL DATA					
Voltage / Frequency	12 V DC ²⁾	24 V DC ²⁾	24 V DC ²⁾	120 - 230 V ~ 50/60 Hz	
Current L35L35	2.8 A	2.4 A	4.8 A	1.1 A @ 120 V	0.5 A @ 230 V
Starting current	4.3 A	3.7 A	7.4 A	1.6 A @ 120 V	0.8 A @ 230 V
Max. current	2.9 A	2.5 A	4.9 A	1.1 A @ 120 V	0.6 A @ 230 V
Nominal power L35L35	34 W	57.6 W	115 W	126 W	
Max. power	35 W	60 W	118 W	131 W	
Fuse rating	5 A (T)	4 A (T)	8 A (T)	2 A (T)	1 A (T)
Connection	Connection terminal block				
Ingress protection	IP 66, Type 4X				
Certification	CE, cURus				
¹⁾ Depending on the mounting situation the condensation management may need to be considered and possibly adjusted.					
²⁾ Use NEC class 2 supply					
For condensation trays and temperature controllers please refer to page 54					

Performance graphs



TG 3152
TG 3200
TG 6155
TG 6205



- Cooling capacities: 150 W, 200 W and 250 W
- AC and DC models available
- Suitable for Indoor and Outdoor applications
- Can be mounted in any position ¹⁾
- NEMA / Type 4X rated
- Ingress protection rating of IP 66
- Virtually maintenance free



Protection



Wall mounted



Recessed



Maintenance free



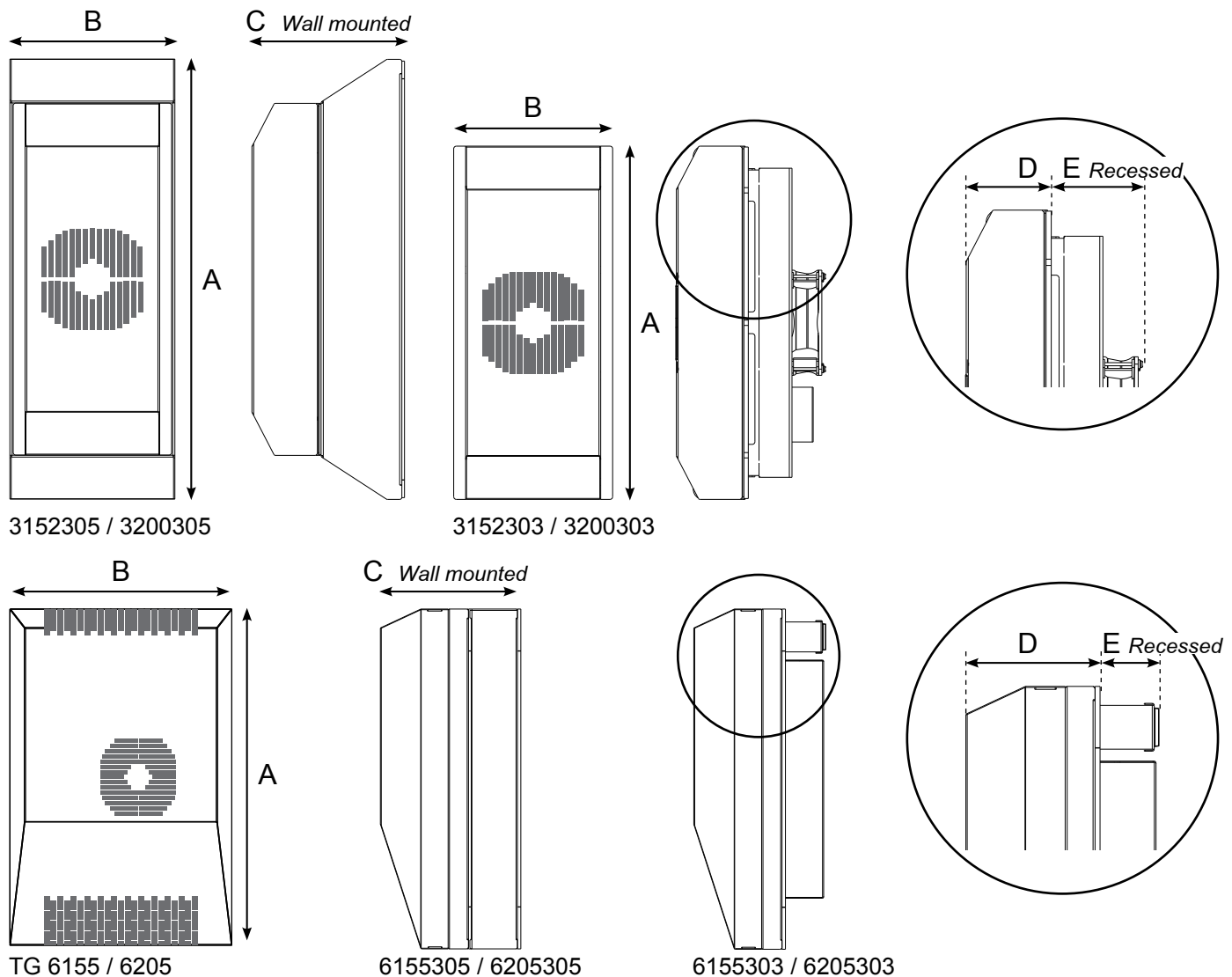
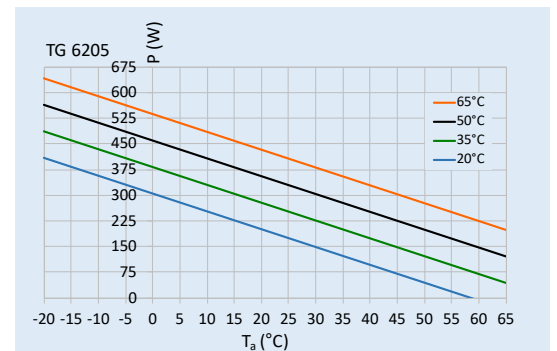
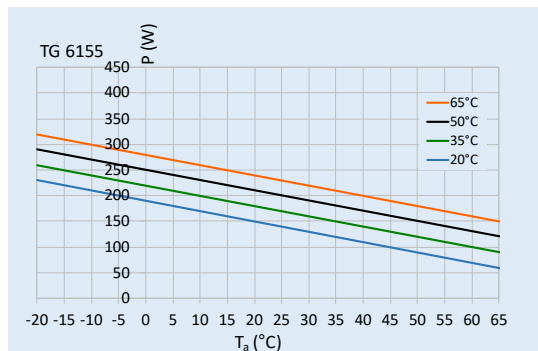
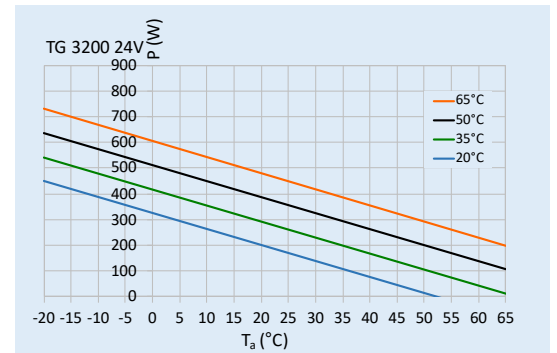
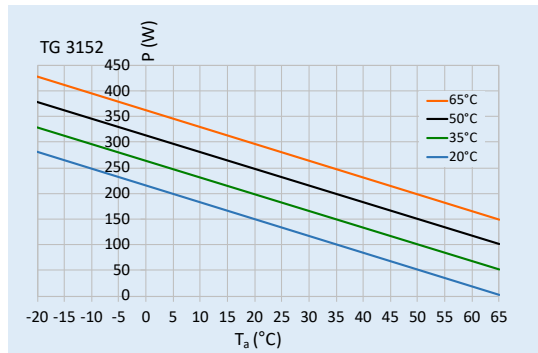
Model	TG 3152	TG 3200	TG 3200	TG 6155	TG 6205		
Order number recessed	3152303	3200303	3200308	6155303	6205303		
Order number with frame	3152305	3200305	3200310	6155305	6205305		
Order number stainless steel 316 (V4A)	315230X4	320030X4	32003XX4	615530X4	620530X4		
Cooling capacity L35L35	150 W	200 W	250 W	150 W	200 W		
Operating temperature range	-20°C - +65°C						
Setting range	+20°C - +50°C (cooling)						
System air flow ambient / cabinet	120 / 60 m ³ /h	120 / 120 m ³ /h		120 / 60 m ³ /h	106 / 150 m ³ /h		
Unimpeded air flow ambient / cabinet	260 / 170 m ³ /h	260 / 260 m ³ /h		260 / 170 m ³ /h	260 / 260 m ³ /h		
Mounting	recessed / wall mounted (with frame)						
Dimensions A x B x C (D+E) recessed	400 x 180 x 171 (81+90) mm			500 x 330 x 196 (130+66) mm			
Dimensions A x B x C with frame	500 x 188 x 174 mm			500 x 330 x 200 mm			
Housing material	Stainless steel 304 (V2A)						
Weight (recessed / with frame)	9 / 12.7 kg	10 / 13.7 kg		18 / 19 kg	17.2 / 21 kg		
ELECTRICAL DATA							
Voltage / Frequency	24 V DC ²⁾	24 V DC ²⁾	48 V DC ²⁾	120 - 230 V ~ 50/60 Hz			
Current L35L35	7 A	10.8 A	6 A	1.4 A @ 120 V	0.7 A @ 230 V	1.9 A @ 120 V	1.0 A @ 230 V
Starting current	11 A	17 A	14 A	2.1 A @ 120 V	1.1 A @ 230 V	2.9 A @ 120 V	1.5 A @ 230 V
Max. current	7.5 A	11.6 A	9.3 A	1.5 A @ 120 V	0.8 A @ 230 V	2.0 A @ 120 V	1.0 A @ 230 V
Nominal power L35L35	170 W	260 W	400 W	170 W		230 W	
Max. power	180 W	280 W	440 W	180 W		240 W	
Fuse rating	10 A (T)	16 A (T)	13 A (T)	3 A (T)	2 A (T)	3 A (T)	2 A (T)
Connection	Connection terminal block						
Ingress protection	IP 66, Type 4X						
Certification	CE, cURus						

¹⁾ Depending on the mounting situation the condensation management may need to be considered and possibly adjusted.

²⁾ Use NEC class 2 supply

For condensation trays and temperature controllers please refer to page 54

Performance graphs



TG 6405
TG 6805



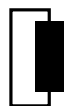
- Cooling capacities: 400 W and 800 W
- AC and DC models available
- Suitable for Indoor and Outdoor applications
- Can be mounted in any position ¹⁾
- NEMA / Type 4X rated
- Ingress protection rating of IP 66
- Virtually maintenance free



Protection



Wall mounted



Recessed

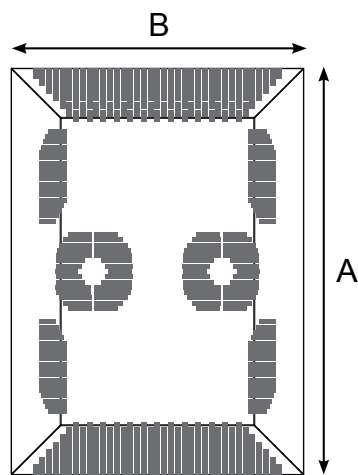
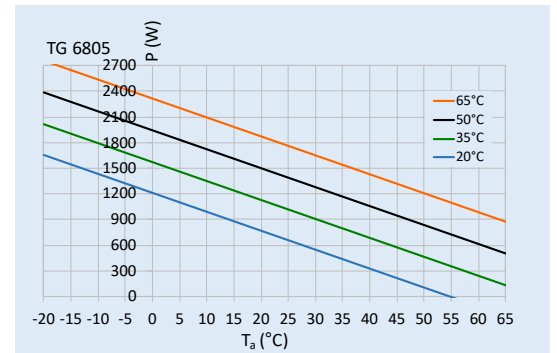
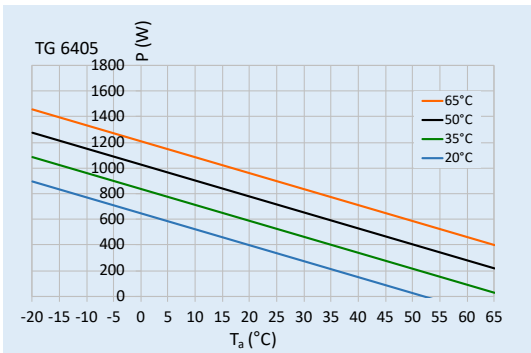


Maintenance free



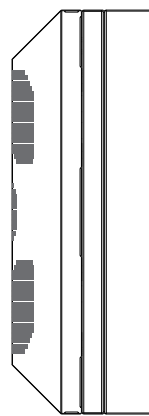
Model	TG 6405		TG 6805	
Order number recessed	6405303		6805303	
Order number with frame	6405305		6805305	
Order number stainless steel 316 (V4A)	640530X4		680530X4	
Cooling capacity L35L35	400 W		800 W	
Operating temperature range	-20°C - +65°C			
Setting range	+20°C - +50°C (cooling)			
System air flow ambient / cabinet	240 / 240 m ³ /h		480 / 480 m ³ /h	
Unimpeded air flow ambient / cabinet	325 / 325 m ³ /h		650 / 650 m ³ /h	
Mounting	recessed / wall mounted (with frame)			
Dimensions A x B x C (D+E) recessed	600 x 432 x 202 (135+67) mm		972 x 514 x 211 (135.5+75.5) mm	
Dimensions A x B x C with frame	600 x 432 x 207.5 mm		972 x 514 x 211 mm	
Housing material	Stainless steel 304 (V2A)			
Weight (recessed / with frame)	34 / 37 kg		66 / 70 kg	
ELECTRICAL DATA				
Voltage / Frequency	120 - 230 V ~ 50/60 Hz			
Current L35L35	3.9 A @ 120 V	2.0 A @ 230 V	7.7 A @ 120 V	4.0 A @ 230 V
Starting current	5.8 A @ 120 V	3.0 A @ 230 V	11.6 A @ 120 V	6.0 A @ 230 V
Max. current	4.0 A @ 120 V	2.1 A @ 230 V	8.0 A @ 120 V	4.2 A @ 230 V
Nominal power L35L35	460 W		930 W	
Max. power	480 W		960 W	
Fuse rating	6 A (T)	4 A (T)	12 A (T)	7 A (T)
Connection	Connection terminal block			
Ingress protection	IP 66, Type 4X			
Certification	CE, cURus			
¹⁾ Depending on the mounting situation the condensation management may need to be considered and possibly adjusted.				
For condensation trays and temperature controllers please refer to page 54				

Performance graphs

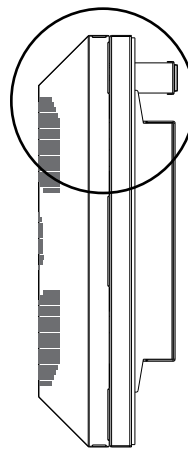


TG 6405

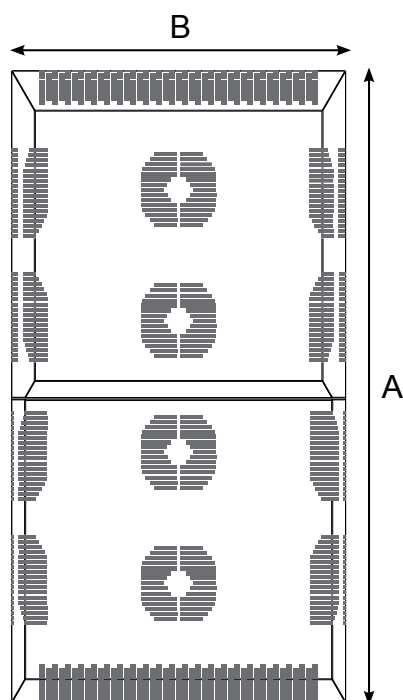
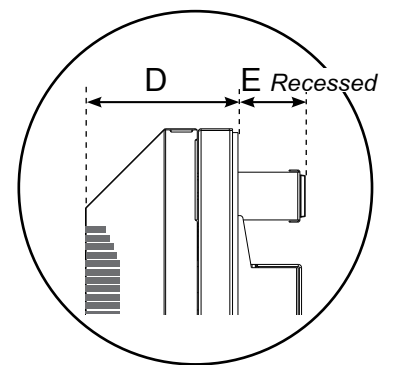
C Wall mounted



6405305

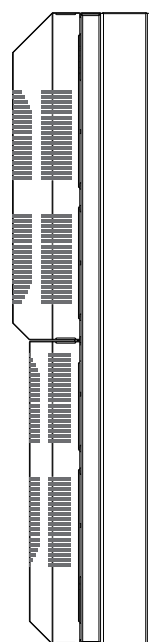


6405303

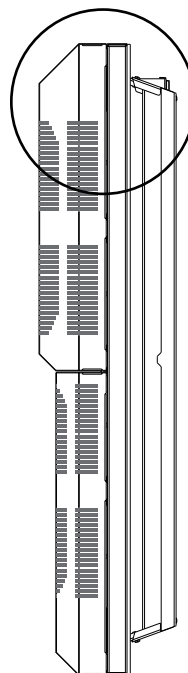


TG 6805

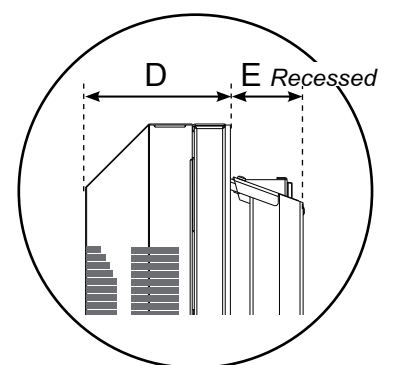
C Wall mounted



6805305



6805303



Accessories & Add-ons for cooling units

Accessories for SlimLine Pro	Qty. / Box	Order number
Filter media EU2 for KG 8503 / 8506	3	AC-8503/06-O-1
Filter media EU2 for KG 8505	3	AC-8505-O-1
Filter media EU2 for KG 8508 / 8512 / 8412	3	AC-8508/12/8412-O-1
Filter media EU2 for KG 8515 / 8520 / 8525 / 8625	3	AC-8515/20/25-O-1
Filter media EU2 for KG 8540 / 8560	3	AC-8540/60-O-1
Filter media EU2 for KG 8562	3	AC-8562-O-1
Washable aluminium filter for KG 8503 / 8506	1	AC-8503/06-BF-1
Washable aluminium filter for KG 8505	1	AC-8505-BF-1
Washable aluminium filter for KG 8508 / 8512 / 8412	1	AC-8508/12/8412-BF-1
Washable aluminium filter for KG 8515 / 8520 / 8525 / 8625	1	AC-8515/20/25-BF-1
Washable aluminium filter for KG 8540 / 8560	1	AC-8540/60-BF-1
Washable aluminium filter for KG 8562	1	AC-8562-BF-1
Vibration Protection Kit for KG 8508 / 8512 / 8412	1	AC-8508/12/8412-T-1
Vibration Protection Kit for KG 8515 / 8520 / 8525 / 8625	1	AC-8515/20/25-T-1
Vibration Protection Kit for KG 8540 / 8562	1	AC-8540/62-T-1
Cold air outlet duct for KG 8503 / 8506, dimensions 90 x 185 x 65 mm	1	AC-8503/06-BZ-1
Cold air outlet duct for KG 8508 / 8512 / 8412, dimensions 165 x 225 x 65 mm	1	AC-8508/12/8412-BZ-1
Cold air outlet duct for KG 8515 / 8520 / 8525 / 8625, dimensions 230 x 295 x 75 mm	1	AC-8515/20/25-BZ-1
Cold air outlet duct for KG 8540 / 8560 / 8562, dimensions 345 x 345 x 115 mm	1	AC-8540/62-BZ-1
External transformer 400/460 V 2~ for KG 8503 / 8505 / 8506	1	AC-8503/05/06-CS-1

Filter kits for ComPact Line	Qty. / Box	Order number
Fibre filter media EU2 for KG 4304	5	SP-43040001-O-2
Fibre filter media EU2 for KG 4305 / 08 / 09 / 10	5	SP-43040001-O-1
Fibre filter media EU2 for KG 4315 / 20	5	SP-43150001-O-1
Fibre filter media EU2 for KG 4325 / 30 / 40	3	SP-43250001-O-1
Washable aluminium filter for KG 4304	1	SP-43040001-BF-2
Washable aluminium filter for KG KG 4305 / 08 / 09 / 10	1	SP-43040001-BF-1
Washable aluminium filter for KG 4315 / 20	1	SP-43150001-BF-1
Washable aluminium filter for KG 4325 / 30 / 40	1	SP-43250001-BF-1
Stainless steel filter holder for KG 4304, supplied with 1 fibre filter EU2		SP-43040001-BG-2
Stainless steel filter holder for KG 4305 / 08 / 09 / 10, supplied with 1 fibre filter EU2	1	SP-43040001-BG-1
Stainless steel filter holder for KG 415 / 20, incl.1 fibre filter EU2	1	SP-43150001-BG-1
Stainless steel filter holder for KG 4325 / 30 / 40, incl.1 fibre filter EU2	1	SP-43250001-BG-1

NEMA 4X covers for SlimLine	Dimensions (mm)	Material	Order number
NEMA 4X cover for KG 4266	600 x 280 x 220	Stainless steel 304	S/M 5930046698
NEMA 4X cover for KG 4268	650 x 342 x 220	Stainless steel 304	S/M 5930018050
NEMA 4X cover for KG 4269	680 x 330 x 220	Stainless steel 304	S/M 5930046669
NEMA 4X cover for KG 4270	1010 x 420 x 282	Stainless steel 304	S/M 5930019506
NEMA 4X cover for KG 4271	1101 x 420 x 282	Stainless steel 304	S/M 5930018030
NEMA 4X cover for KG 4272	1400 x 420 x 282	Stainless steel 304	S/M 5930019200
NEMA 4X cover for KG 4274	1680 x 420 x 282	Stainless steel 304	S/M 5930016726

Accessories for Peltier	Dimensions (mm)	Rated voltage	Order number
Adjustable bimetallic temperature controller (heating & cooling)	145 x 130 x 53	24 V DC / 20 A	7800000
Adjustable electronic thermostat (cooling)	60 x 39 x 38.9	24 V DC / 16 A	301510
Condensate tray / drain Kit (V2A) for TG 3030 / 3050	170 x 50 x 50	--	1001303
Condensate tray / drain Kit (V2A) for TG 3152 / 3200	200 x 60 x 50	--	1002303
Condensate tray / drain Kit (V2A) for TG 3102 / 6155 / 6205 / 6255	320 x 100 x 50	--	1003303
Condensate tray / drain Kit (V2A) for TG 6105303 (for recessed mounting only)	360 x 110 x 50	--	1004303
Condensate tray / drain Kit (V2A) for TG 6405303 (for recessed mounting only)	440 x 130 x 50	--	1005303
Condensate tray / drain Kit (V2A) for TG 6805303 (for recessed mounting only)	516 x 148 x 50	--	1006303

Other accessories	Dimensions (mm)	Rated voltage	Order number
External condensate evaporator	103 x 164 x 148	120 - 230 V ~ 50/60 Hz	82000001
Door switch	73 x 30.3 x 30	24 - 250 V AC / DC	3100000

Seifert Systems | Thermal Management Solutions

Liquid cooling / chiller

Our air / water heat exchangers with cooling capacities of 350 W up to 4.8 kW can be used when a cold water supply is available. In addition, we manufacture customised chillers with multiple water circuits and cooling capacities from 500 W up to 110 kW. Innovative components like variable speed compressors, pumps and fans guarantee high temperature accuracy and optimised energy efficiency.



Air / Air Heat Exchangers

Our counter flow and cross flow heat exchangers are designed both for outdoor and indoor applications. The Seifert high-end vacuum brazing technology is best-in-class thermal dissipation and the most compact footprint in the industry. They comply with the NEMA and IP requirements. Our customers can also opt for ultimate corrosion protection and chromated aluminium surfaces.



Filter fans

Filter fans are used if the desired cabinet temperature can be constantly above the ambient air temperature. In combination with thermostats from Seifert, you can save on energy since the fan is only on when actually needed, on material because of less consumption of filter mats and on time since less cleaning is required. All this will ensure a longer life time of the filter fans and will enhance your process reliability and safety. All our filter fans are also available in EMC and NEMA 3R versions.



Control cabinet heaters

Cabinet heaters are an important segment of our cabinet accessories program and form an important part of our thermal management solutions. Temperature differences in cabinets, mostly in outdoor applications, often result in humidity and condensation which may cause function failures and corrosion. The use of the appropriate heating unit for your cabinet will eliminate these problems. Fan heaters distribute the internal warm air equally throughout the control cabinet.



Control cabinet accessories

In addition to our innovative range of air conditioners, Seifert has developed a complete line of accessories to meet the different requirements of our customers. We offer a wide range of intelligent controllers, thermostats and hygrometers, door switches and LED lights. Our new stripLite LED light fixture is the economical and space saving solution for cabinet and enclosure lighting. The LED technology ensures a long and maintenance free life cycle.

Integrated On/Off switches, motion sensors and daisy chain cables to connect multiple lights allow various possibilities of installations directing the light to where it is actually needed.



Seifert Systems GmbH

Albert-Einstein-Str. 3
42477 Radevormwald
Germany
Tel. +49 2195 68994-0
Fax +49 2195 68994-20
info.de@seifertsystems.com

Seifert Systems Ltd.

HF 09/10 Hal Far Ind. Est.
Birzebbuga BBG 3000
Malta
Tel. +356 2220 7000
Fax +356 2165 2009
info@seifertsystems.com

Seifert Systems AG

Wilerstraße 16
4563 Gerlafingen
Switzerland
Tel. +41 32 675 35 51
Fax +41 32 675 44 76
info.ch@seifertsystems.com

Seifert Systems Italy

Rep. Office
26100 Cremona
Italy
Tel. +39 349 2594524
Fax +356 2165 2009
Nevio.Lombardi@seifertsystems.com

Seifert Systems Inc.

75 Circuit Drive
North Kingstown RI 02852
United States
Tel. +1 401-294-6960
Fax +1 401-294-6963
info.us@seifertsystems.com

Seifert Systems Pty Ltd.

105 Lewis Road
Wantima South 3152 Victoria
Australia
Tel. +61 3 98 01 19 06
Fax +61 3 98 87 08 45
info@seifertsystems.com.au