


## Control Cabinet Air Conditioner KG 4305-230V Recessed



### Product Features

<b>Brand Name:</b>	SoliTherm ComPact
<b>Order Number:</b>	43050081
<b>Color:</b>	RAL 7035
<b>Housing Material:</b>	Mild steel, powder coated
<b>Ingress protection:</b>	IP 54
<b>Approvals:</b>	CE, cURus, cULus
<b>UL File Nummer:</b>	cURus (SA32278), cULus (E498756)
<b>Accessories:</b>	<p><a href="#">Fibre filter media_</a></p> <p><a href="#">Filter holder</a></p>
<b>Taric Code:</b>	84158200

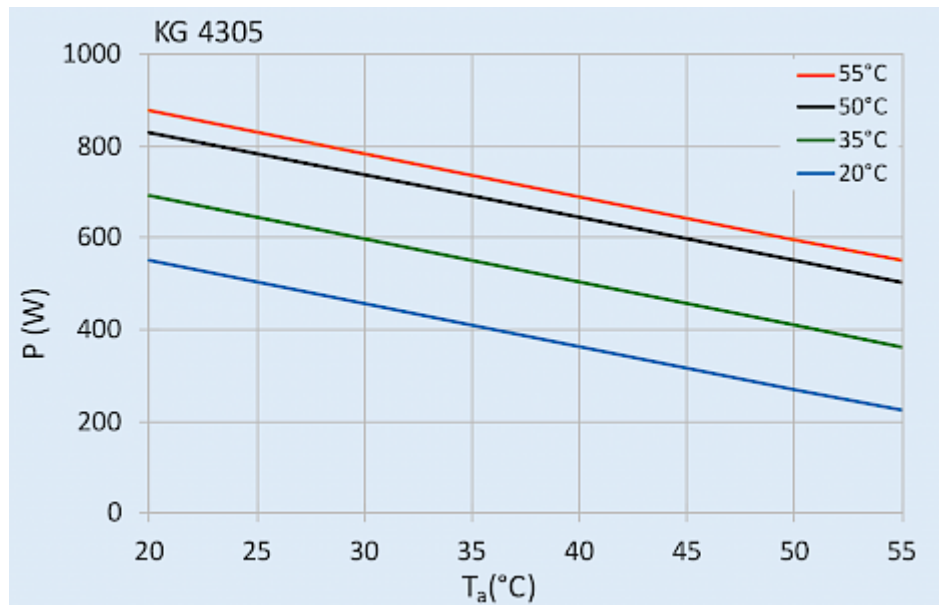


## Technical data KG 4305-230V Recessed

<b>Cooling capacity L35L35:</b>	550 W @ 50 Hz 620 W @ 60 Hz
<b>Cooling capacity L35L50:</b>	410 W @ 50 Hz 440 W @ 60 Hz
<b>Compressor:</b>	Reciprocating compressor
<b>Refrigerant / GWP:</b>	R134a / 1430
<b>Refrigerant charge:</b>	150 g / 5.3 oz
<b>High / low pressure:</b>	29.5 / 6 bar 425 / 88 psig
<b>Temperature range:</b>	+10°C - +55°C
<b>Air volume flow (system / unimpeded):</b>	Ambient air circuit: 435 / 550 m <sup>3</sup> /h Cabinet air circuit: 200 / 250 m <sup>3</sup> /h
<b>Mounting:</b>	Recessed
<b>Dimension H x W x D:</b>	715 x 372 x 260 mm
<b>Weight:</b>	27.7 kg
<b>Cut out dimensions:</b>	316 x 654 mm
<b>Voltage / Frequency:</b>	230 V ~ 50/60 Hz
<b>Current L35L35:</b>	2.1 A
<b>Starting current:</b>	9.8 A
<b>Max. current:</b>	2.5 A
<b>Nominal power L35L35:</b>	370 W @ 50 Hz 400 W @ 60 Hz
<b>Max. power:</b>	510 W
<b>Fuse:</b>	6 A (T)
<b>Connection:</b>	Connection terminal block

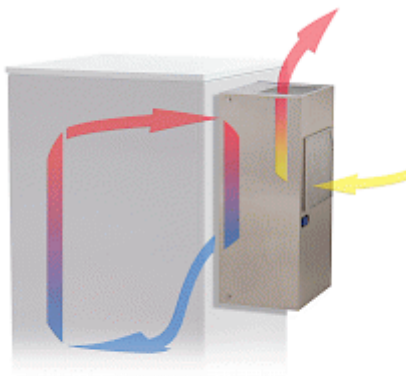
Please click on the graphics to download.  
 More CAD drawings can be found under [Product Download](#).  
 > [Overview product group Cabinet cooling units - ComPact Line](#)

**Performance Graph:**



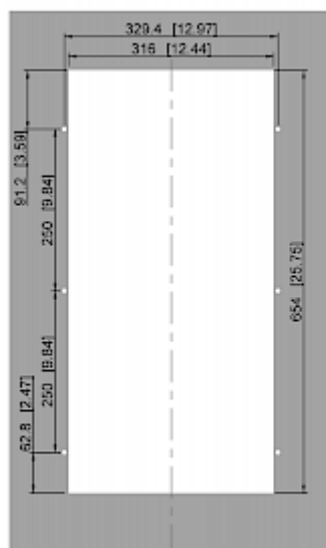
click image to enlarge

**Air flow:**



click image to enlarge

**Cut out dimensions:**



click image to enlarge