

Filterless enclosure cooling unit



Description

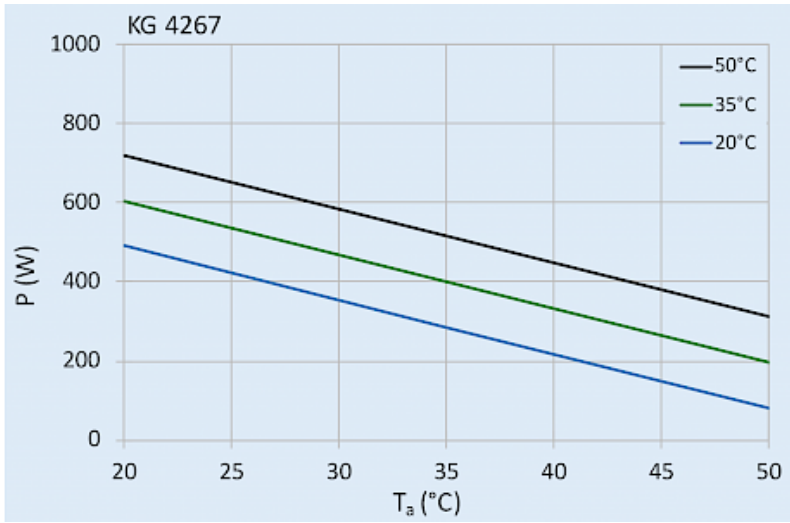
Order Number:	4267002
Brand Name:	SoliTherm SlimLine
Housing Material:	Stainless steel AISI 304 (V2A)
Ingress Protection:	IP 54 / TYPE 12
Approvals:	CE / cURus

Technical Data

Cooling capacity L35L35:	400 W @ 50 Hz 425 W @ 60 Hz
Cooling capacity L35L50:	195 W @ 50 Hz 220 W @ 60 Hz
Compressor type:	Rotary piston compressor
Refrigerant / GWP:	R134a / 1430
Refrigerant charge:	111 g / 3.9 oz
High / low Pressure:	23 / 4.5 bar 337 / 66 psig
Operating Temperature Range:	10°C - 50°C
Air flow volume (system / unimpeded):	Ambient air circuit: 215 / 450 m ³ /h Cabinet air circuit: 115 / 250 m ³ /h
Mounting:	Wall mounted / recessed
Dimensions A x B x C (D+E):	340 x 520 x 110 (25+85) mm
Weight:	14.8 kg
Cut out dimensions:	321 x 501 mm
Voltage / Frequency:	230 V ~ 50/60 Hz
UL Voltage / Frequency:	230 V ~ 60 Hz
Current L35L35:	1.6 A @ 50 Hz 1.5 A @ 60 Hz
Starting current:	3.2 A
Max. current:	2.3 A
Nominal power L35L35:	350 W @ 50 Hz 346 W @ 60 Hz
Max. power:	410 W
Fuse:	6 A (T)
Short-circuit current rating:	5 kA
Rated current compressor:	3.1 A
Full load current fans:	2.3 A
Connection:	Connection terminal block

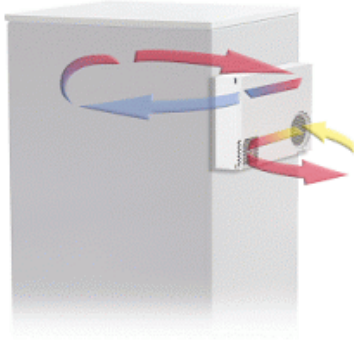
Please click on the graphics to download.
More CAD drawings can be found under [Product Download](#).
> [Overview Product Group SLIMLINE - filterless cooling units](#)

Performance graph:



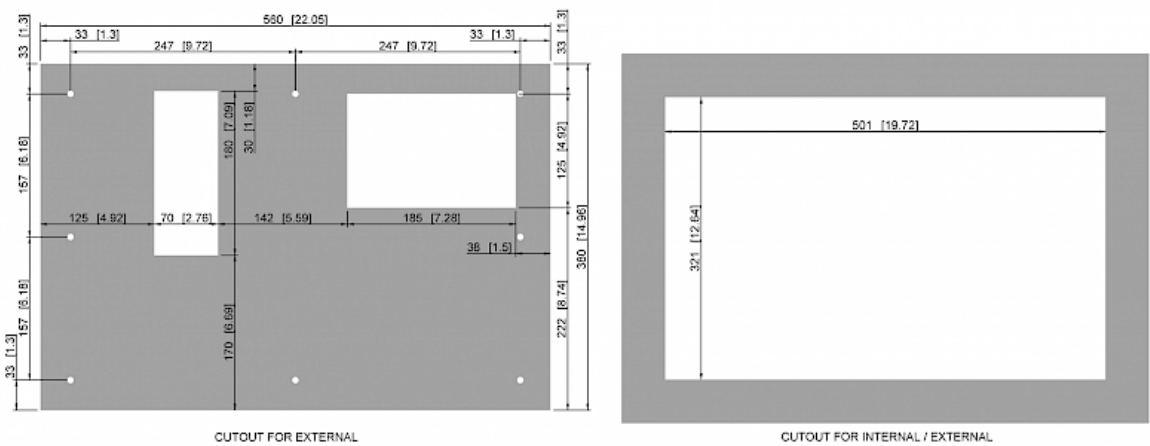
click image to enlarge

Air flow:



click image to enlarge

Cut Out Dimension:



click image to enlarge

Order Information

Box dimensions 577 x 442 x 156.5 mm

Gross weight 17 kg

Taric code 84158200

GTIN (EAN) 5350604370210