

## Control Cabinet Air Conditioner



### Description

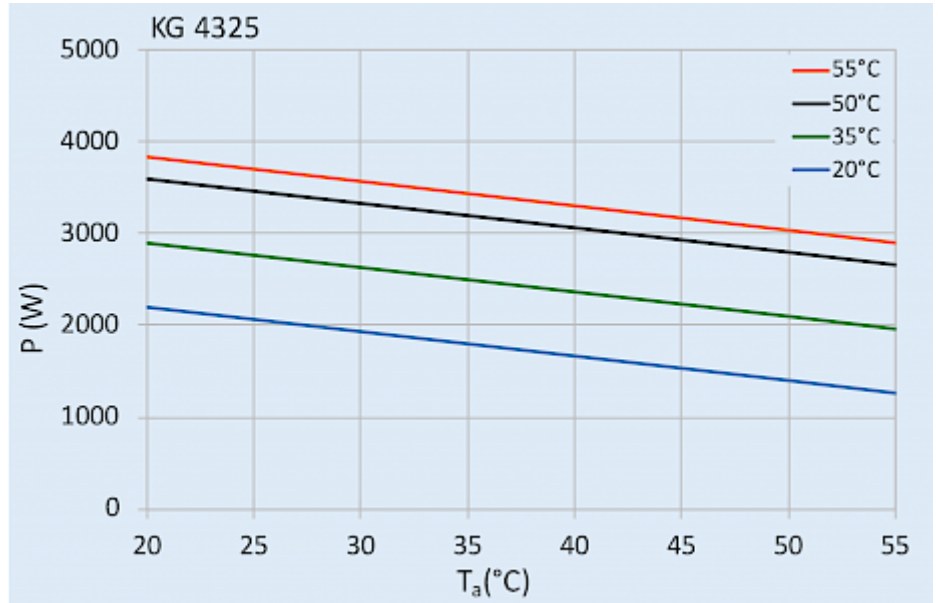
<b>Order Number:</b>	43252001
<b>Brand Name:</b>	COMPACT INDOOR
<b>Colour:</b>	RAL 7035
<b>Housing Material:</b>	Mild steel, powder coated
<b>Ingress Protection:</b>	IP 54 / TYPE 12
<b>Approvals:</b>	CE, cURus, cULus

## Technical Data

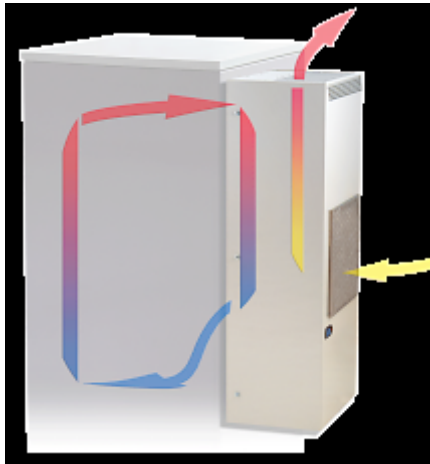
<b>Cooling capacity L35L35 (EN14511-3):</b>	2500 W @ 50 Hz 2510 W @ 60 Hz
<b>Cooling capacity L35L50 (EN14511-3):</b>	1970 W @ 50 Hz 2100 W @ 60 Hz
<b>Compressor type:</b>	Rotary piston compressor
<b>Refrigerant / GWP:</b>	R134a / 1430
<b>Refrigerant charge:</b>	850 g / 30 oz
<b>High / low Pressure:</b>	29.5 / 6 bar 425 / 88 psig
<b>Operating Temperature Range:</b>	10°C - 55°C
<b>Air flow volume (system / unimpeded):</b>	Ambient air circuit: 750 / 1200 m <sup>3</sup> /h Cabinet air circuit: 550 / 1200 m <sup>3</sup> /h
<b>Mounting:</b>	Wall mounted
<b>Dimensions A x B x C (D+E):</b>	1,230 x 500 x 340 mm
<b>Weight:</b>	73 kg
<b>Cut out dimensions:</b>	1,130 x 430 mm
<b>Voltage / Frequency:</b>	400/460 V - 50/60 Hz 2~
<b>UL Voltage / Frequency:</b>	400/460 V ~ 60 Hz 2~
<b>Current L35L35:</b>	2.9 A @ 50 Hz 2.6 A @ 60 Hz
<b>Starting current:</b>	6.1 A / 6.8 A
<b>Max. current:</b>	3.8 A / 3.2 A
<b>Nominal power L35L35:</b>	940 W @ 50 Hz 1.18 kW @ 60 Hz
<b>Max. power:</b>	1.25 kW @ 50 Hz 1.46 kW @ 60 Hz
<b>Fuse:</b>	2 x 6 A (T)
<b>Short-circuit current rating:</b>	5 kA
<b>Connection:</b>	Connection terminal block

Please click on the graphics to download.

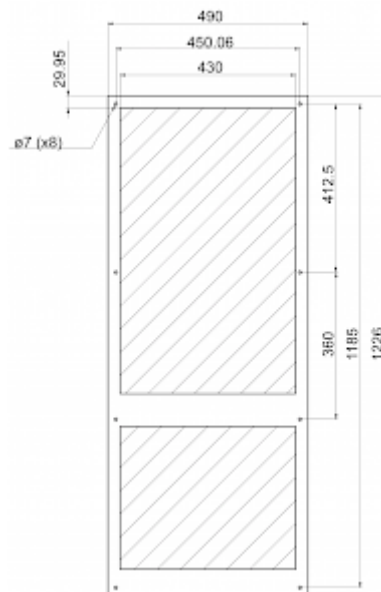
More CAD drawings can be found under [Product Download](#).  
> [Overview Product Group COMPACT INDOOR - reliable and economical](#)

**Performance graph:**


click image to enlarge

**Air flow:**


click image to enlarge

**Cut Out Dimension:**


click image to enlarge

## Order Information

<b>Stainless steel housing part no.</b>	4325202
<b>With condensate evaporation part no.</b>	43252101
<b>Box dimensions</b>	1,265 x 543 x 375 mm
<b>Gross weight</b>	77 kg
<b>Taric code</b>	84158200