

## Control Cabinet Air Conditioner



### Description

<b>Order Number:</b>	43200001
<b>Brand Name:</b>	COMPACT INDOOR
<b>Colour:</b>	RAL 7035
<b>Housing Material:</b>	Mild steel, powder coated
<b>Ingress Protection:</b>	IP 54 / TYPE 12
<b>Approvals:</b>	CE, cURus, cULus

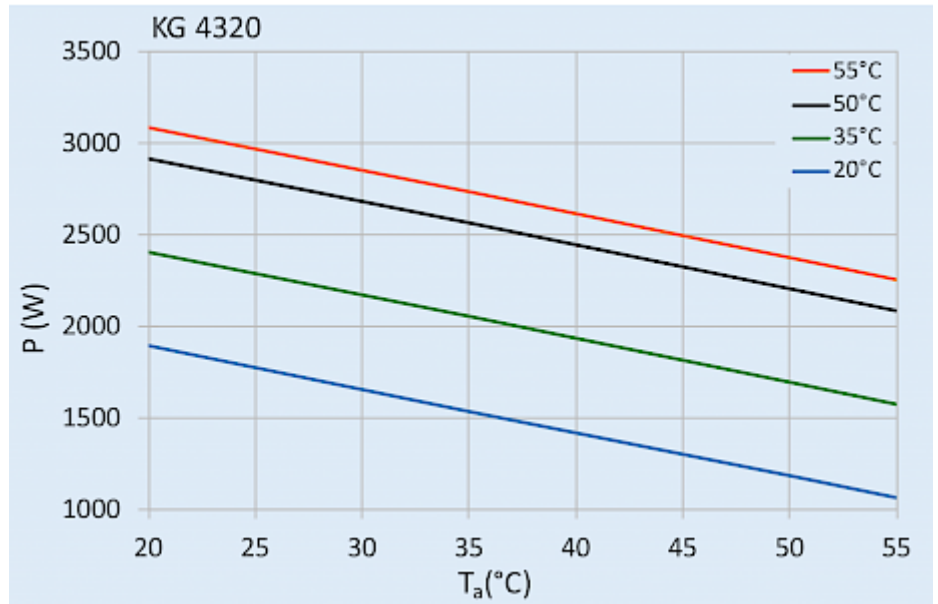
## Technical Data

<b>Cooling capacity L35L35:</b>	2 kW @ 50 Hz 2 kW @ 60 Hz
<b>Cooling capacity L35L50:</b>	1.60 kW @ 50 Hz 1.65 kW @ 60 Hz
<b>Compressor type:</b>	Rotary piston compressor
<b>Refrigerant / GWP:</b>	R134a / 1430
<b>Refrigerant charge:</b>	620 g / 21.9 oz
<b>High / low Pressure:</b>	29.5 / 6 bar 425 / 88 psig
<b>Operating Temperature Range:</b>	10°C - 55°C
<b>Air flow volume (system / unimpeded):</b>	Ambient air circuit 650 / 1200 m <sup>3</sup> /h Cabinet air circuit 470 / 850 m <sup>3</sup> /h
<b>Mounting:</b>	Wall mounted
<b>Dimensions A x B x C (D+E):</b>	980 x 395 x 260 mm
<b>Weight:</b>	44.2 kg
<b>Cut out dimensions:</b>	920 x 335 mm
<b>Voltage / Frequency:</b>	230 V ~ 50/60 Hz
<b>UL Voltage / Frequency:</b>	230 V ~ 60 Hz
<b>Current L35L35:</b>	5.5 A @ 50 Hz 6.5 A @ 60 Hz
<b>Starting current:</b>	22.3 A
<b>Max. current:</b>	9.4 A
<b>Nominal power L35L35:</b>	1,17 kW @ 50 Hz 1,41 kW @ 60 Hz
<b>Max. power:</b>	1,65 kW @ 50 Hz 2,1 kW @ 60 Hz
<b>Fuse:</b>	10 A (T)
<b>Short-circuit current rating:</b>	5 kA
<b>Connection:</b>	Connection terminal block

Please click on the graphics to download.  
 More CAD drawings can be found under [Product Download](#).

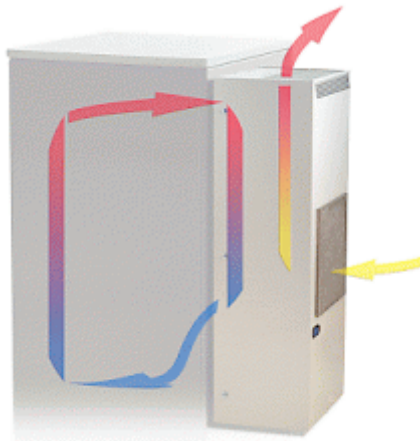
> [Overview Product Group COMPACT INDOOR - reliable and economical](#)

**Performance graph:**




click image to enlarge

**Air flow:**



click image to enlarge

**Cut Out Dimension:**



click image to enlarge

## Order Information

<b>Stainless steel housing part no.</b>	4320002
<b>With condensate evaporation part no.</b>	43200101
<b>Box dimensions</b>	1,015 x 443 x 295 mm
<b>Gross weight</b>	47 kg
<b>Taric code</b>	84158200
<b>GTIN (EAN)</b>	5350604360754